

Corporate Performance

9M 2024

PT TIMAH Tbk

Analyst Meeting
November 12, 2024





Disclaimer: This presentation contains various statements that can be considered as forward-looking statements so that the Company's actual results, implementation or achievements may differ from those obtained through forward-looking statements, which among others are the results of economic and political changes both nationally and internationally, changes in foreign exchange rates, changes in prices, demand and supply of commodity markets, changes in Company competition, changes in laws or regulations and accounting principles, policies and guidelines. And changes in assumptions used in making forward-looking statements.

- 1 Company Overview**
- 2 Operational and Financial Performance
- 3 Commitment to ESG
- 4 Improvement Strategy of Operations and Production

Vision

To become the world's leading mining company that is environmentally friendly

Mision

1. Building strong, superior and dignified human resources
2. Implement good and proper mining governance
3. Optimizing corporate value and contribution to shareholders as well as social responsibility



The Company Milestone

1709
Invention of tin ore on Bangka Island

Year 1700's

1953
BTW nationalization, become Perusahaan Negara Tambang Timah (PN TT) Bangka

1958
GMB nationalization, become PN Tambang Timah (PN TT) Belitung

1959
NV SITEM nationalization, become PN Tambang Timah (PN TT) Singkep

1961
The Indonesian government established Badan Pimpinan Umum Perusahaan Tambang Timah Negara (BPU Timah)

1968
Merger BPU, PN TT Bangka, PN TT Belitung and PN TT Singkep, become PN Tambang Timah

1976
To become PT Tambang Timah (Persero)

1995
Go Public

Year 1900's

Year 1800's

1856
Netherlands established Banka Tin Winning Bedrijf (BTW)

1858
Netherlands established Gemeenschappelijke Mijnbouw Maatschappij Billiton (GMB)

1878
Netherlands established NV Singkep Tin Exploitatie Maatschappij (NV SITEM)

Year 2000's

2007
Enter the downstream tin business (*Tin Solder and Tin Chemical*)

2014 - 2015
Formed several competence-based subsidiaries

2017
• Become a member of Mining Industry Holding under MIND ID
• **Issuance of bonds and sukuk**

2018
Adopt bore hole mining technology for more environmentally friendly mining activities

2019
Application of fuming furnace technology to melt tin slag

2020
Divestment Indometal Corporation (Asia Pacific) Pte Ltd to MIND ID and PT RSBT to PT Pertamina Bina Medika IHC

2021
buyback of some bonds and sukuk

2022
• **Issuance of MTN**
• **Commisioning TSL Ausmelt**

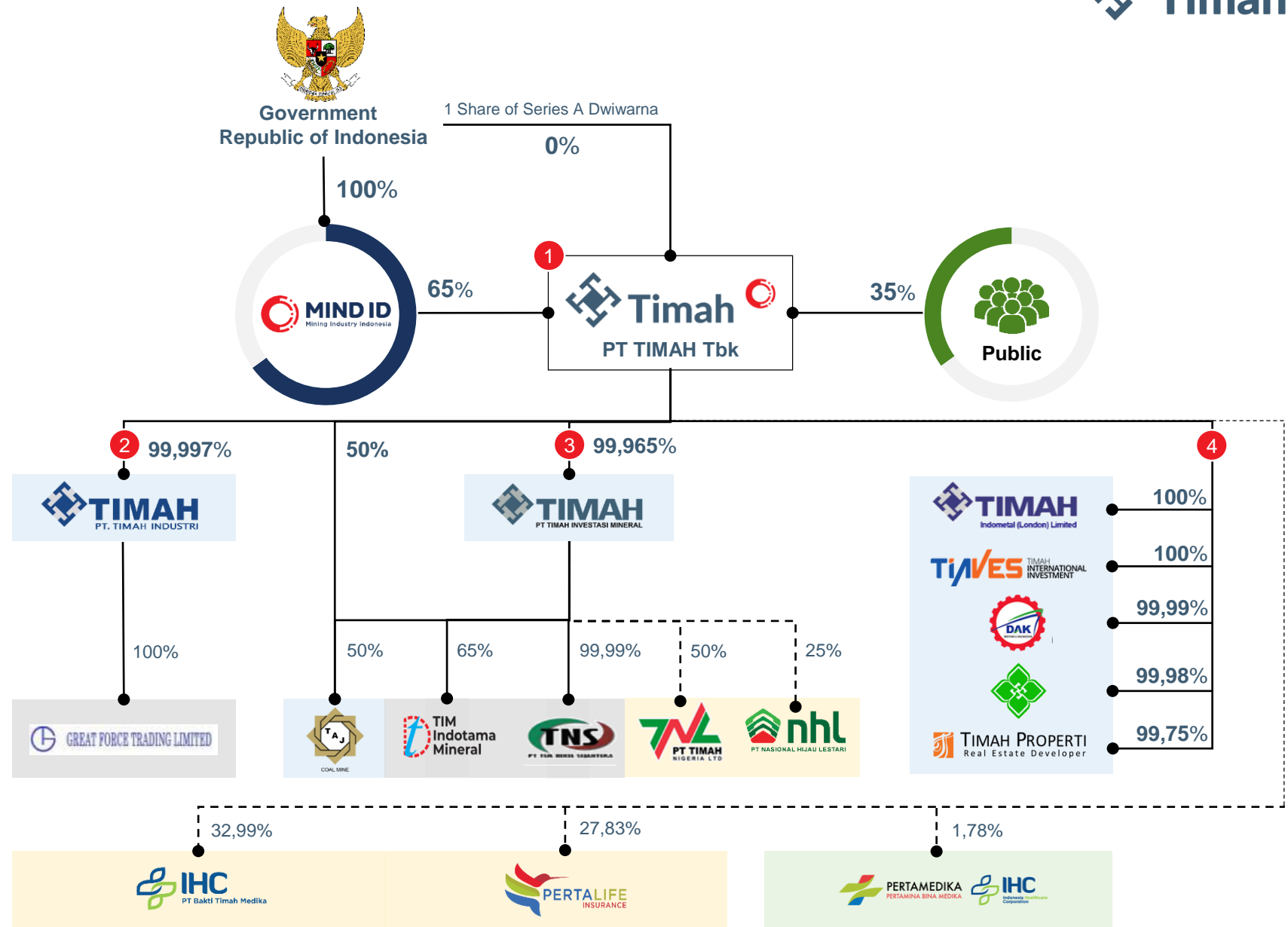
2023
Operasional TSL Ausmelt

Group Structure

Business Line

- 1 Tin Mining
- 2 Tin Downstream
- 3 Non-Tin Mining
- 4 Competenced Based-Business

- Subsidiaries
- Indirect Subsidiaries
- Associated Entities
- Entities – Investment in shares





AHMAD DANI VIRSAL

President Director



HENDRA KUSUMA WARDANA

Director of Human Resources



FINA ELIANI

Director of Finance & Risk Management



NUR ADI KUNCORO

Director of Operation and Production

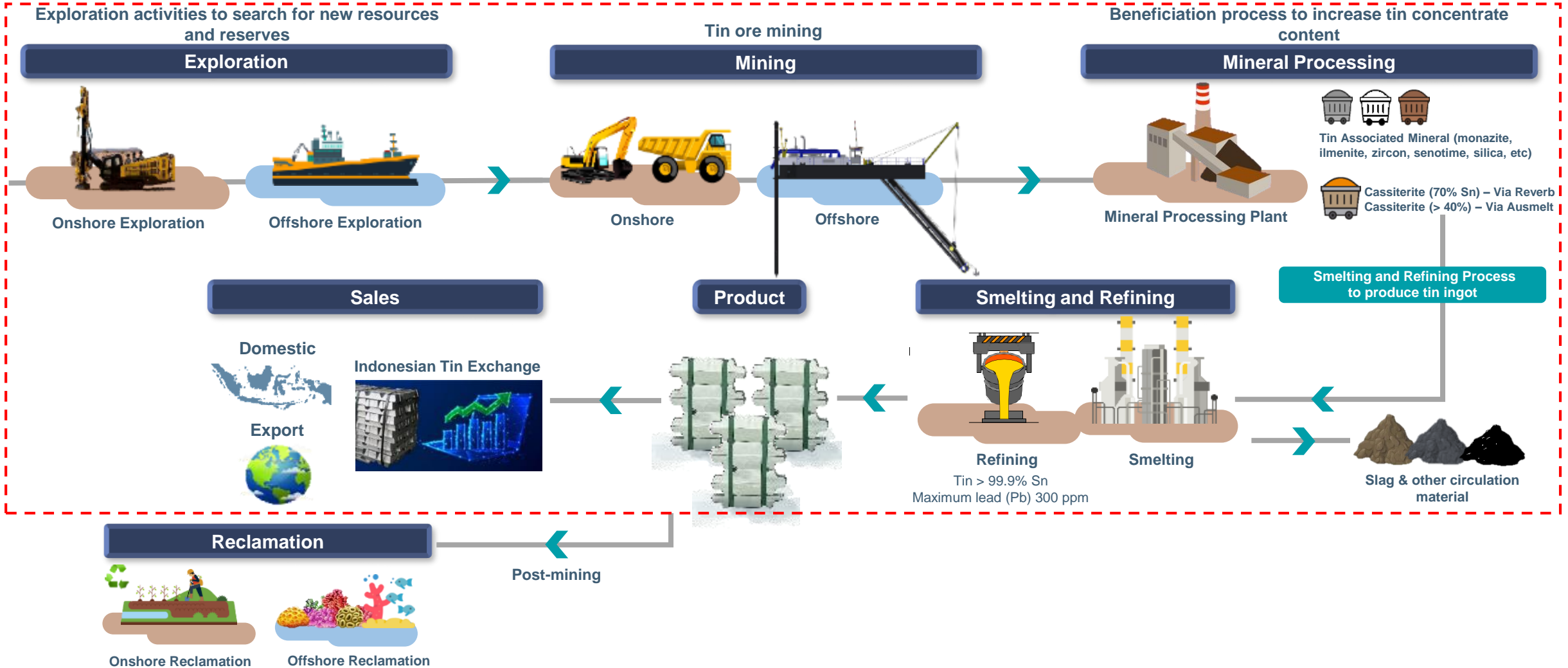


DICKY OCTA ZAHRIADI

Director of Business Development

Business Process

Integrated Mining Activities in accordance with the Mandate of Good Mining Practice



Operational Area & Resources



- Tin Mining and Refining
- Silica sand mining
- Dock Engineering and Repair
- Agribusiness

Bangka Belitung Island

- Head Office of PT TIMAH Tbk
- Production Operations in North Bangka Area, South Bangka Area, Belitung Area
- Division Processing & Refinery
- PT Dok & Perkapalan Air Kantung
- PT Timah Agro Manunggal

Jakarta

- Representative Office
- PT Timah Investasi Mineral
- PT Timah Karya Persada Properti
- PT Tim Silika Nusantara
- PT Tim Indotama Mineral

Riau Island

Production Operations Kundur Area

Cilegon, Banten

PT Timah Industri

South Kalimantan

PT Tanjung Alam Jaya

South East Sulawesi

PT Timah Investasi Mineral

East Lombok

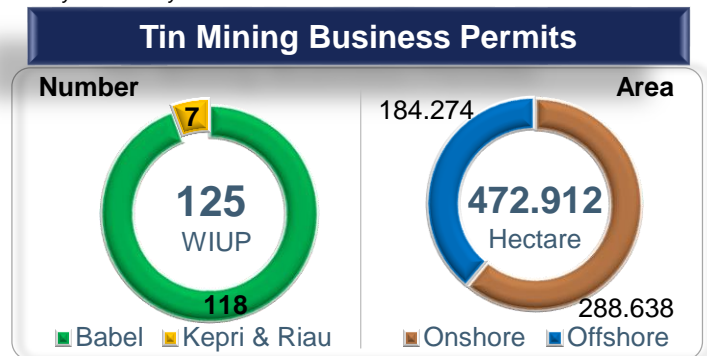
PT Dok & Perkapalan Air Kantung



* not yet verified by CPI



* not yet verified by CPI









The Company's Tin Marketing Area

91% Export

9% Domestic

Asia 63%

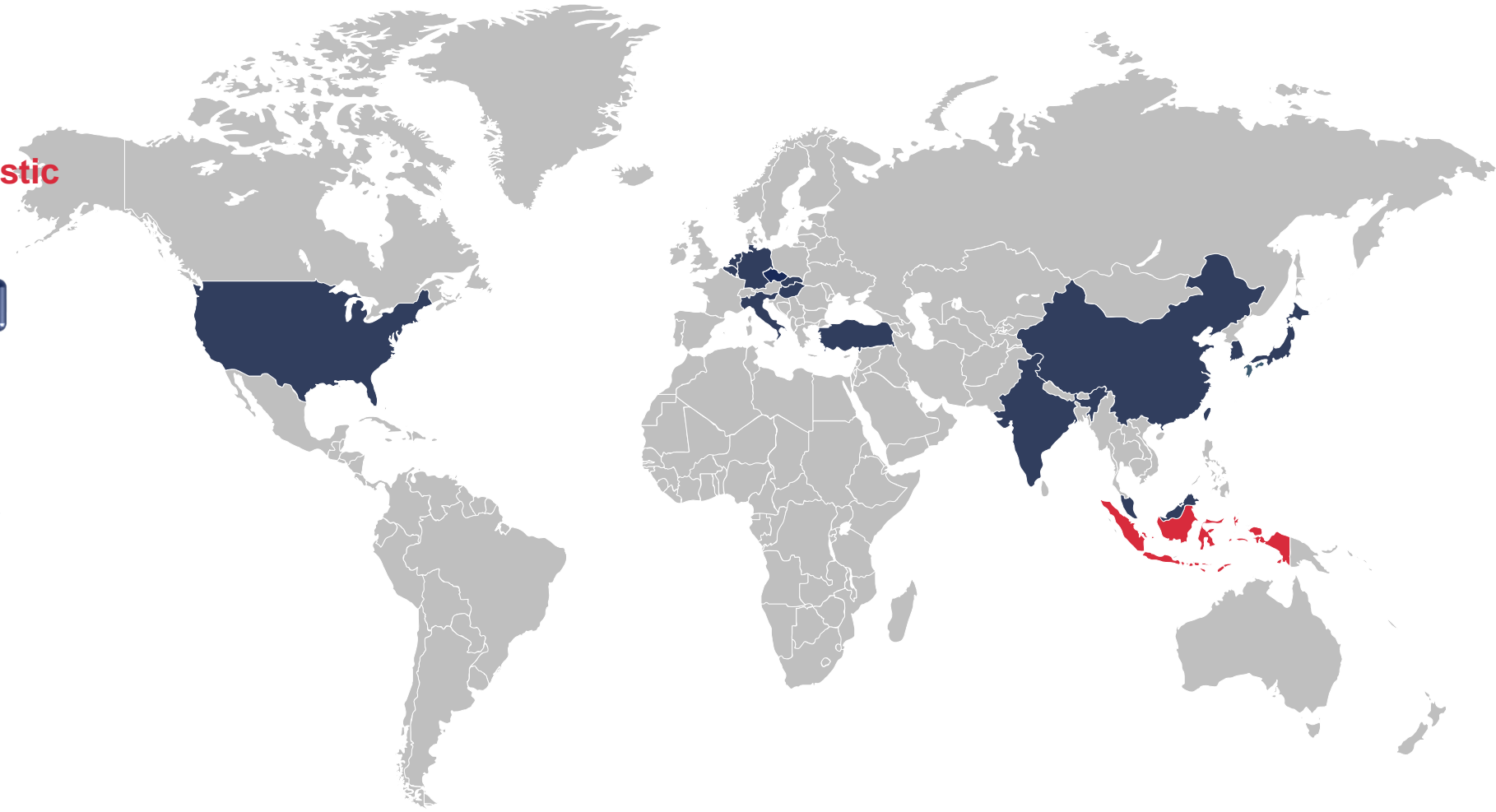
-  Singapura
-  Korea Selatan
-  India
-  Jepang
-  China
-  Taiwan

America 9%

-  United States

Europe 19%

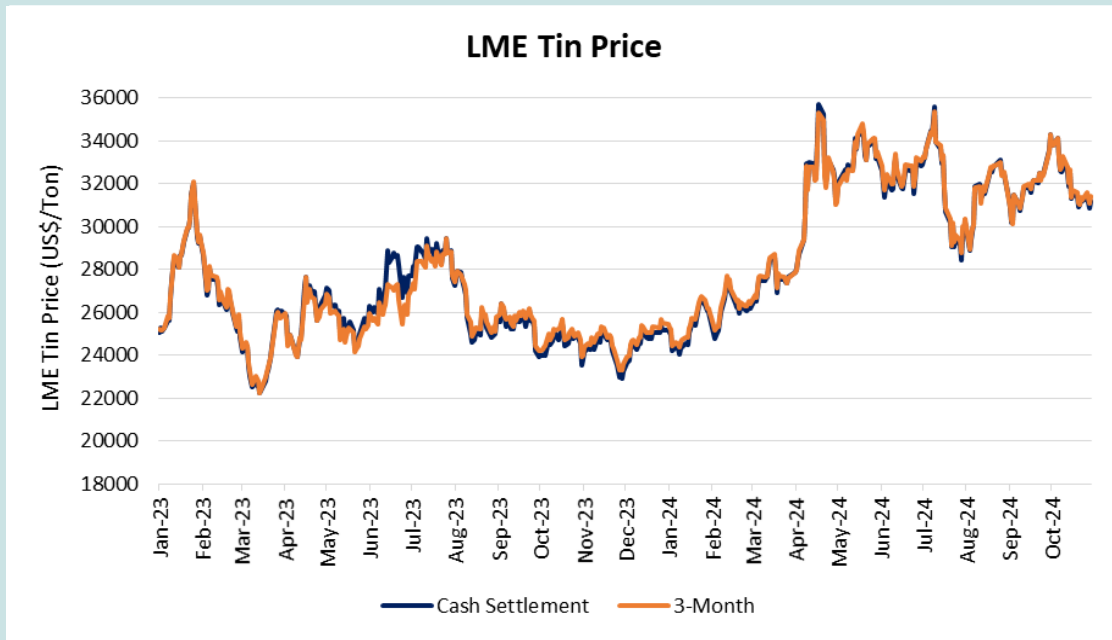
-  Belanda
-  Italia
-  Belgia
-  Hungaria
-  Turki
-  Slovakia
-  Spanyol
-  Chili



Source : 2023 based on Internal Sales PT TIMAH Tbk Report (Jan-Sep 2024)

Global TIN Price

LME TIN Price, 2023 – October 2024



Until October 2024, the average price of CSP tin metal on the LME rose 15.6% compared to the same period the previous year to US\$30,355.66 per ton. Meanwhile, 3-month prices rose 16.3% to \$30,456.60 per ton.

TIN Price Forecasts 2024

Tin \$/mt		99) Browse	As Of 11/04/24
<input type="radio"/> Quarterly Forecast <input checked="" type="radio"/> Yearly Forecast			
Overview Curve Analysis Ranking			
Firms <input checked="" type="radio"/> Standard <input type="radio"/> Custom Rank All Updated Last 6 Months			
Consensus	Spot	As Of	2024
Median	10/29/24	30306.00	
Mean	10/29/24	30118.35	
High	10/29/24	30747.00	
Low	10/29/24	28598.12	
Forward	31724.00	11/04/24	31018.34

Based on Bloomberg data, the estimated tin price in 2024 ranges from USD 28,500/ton to USD 31,000/ton. Electronics manufacturing activity, which is the main driver of tin demand, is expected to strengthen in 2024. On the fundamental side, the tightening tin market is driven by limited supply from Indonesia, Myanmar and the DRC.

Application of Global Tin Metal Usage



357,1 Thousand Ton Total Global Tin Metal Consumption in 2023

Source: ITA Study, October 2024

51%



Solder



16%



Tin Chemicals



11%



Tinplate



8%



Lead Acid Batteries



6%



Tin-Copper

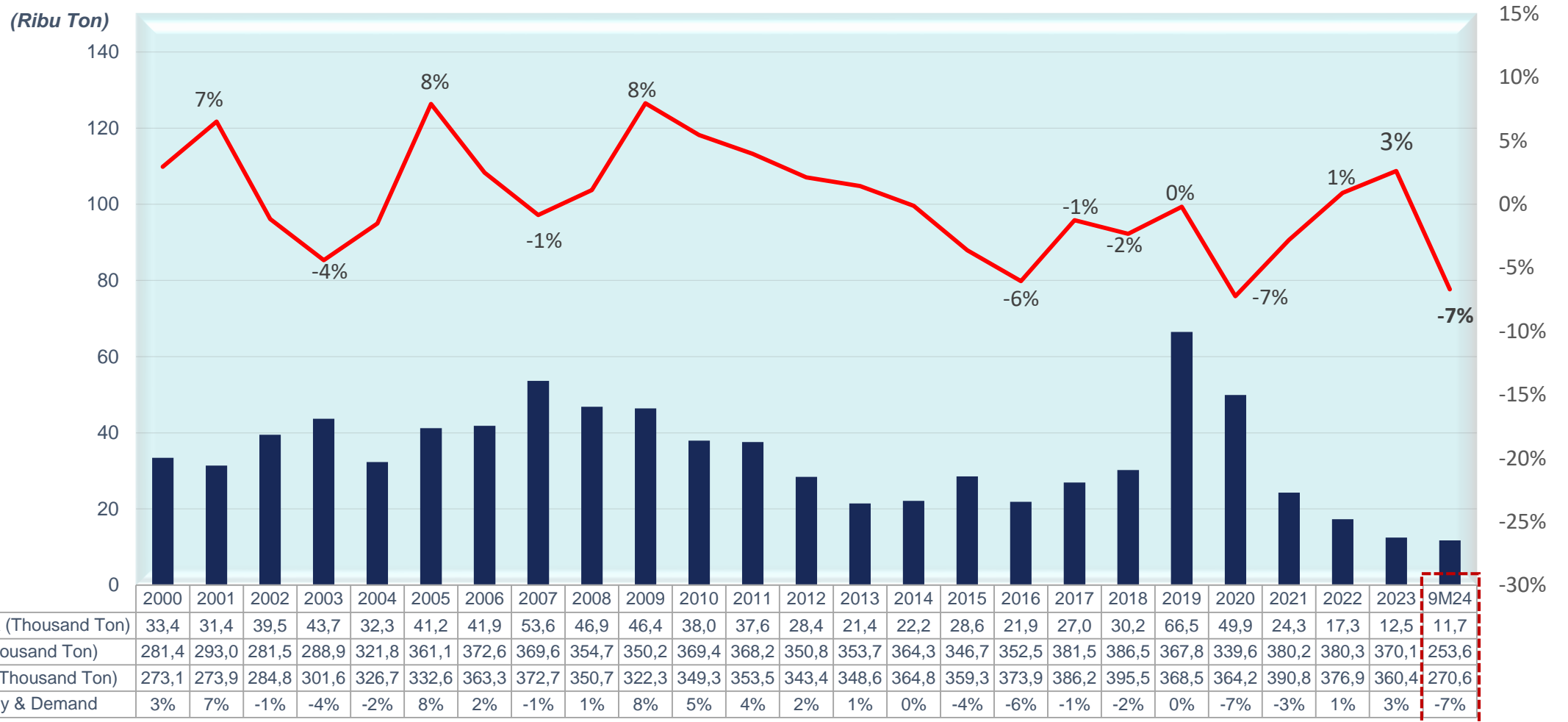


8%



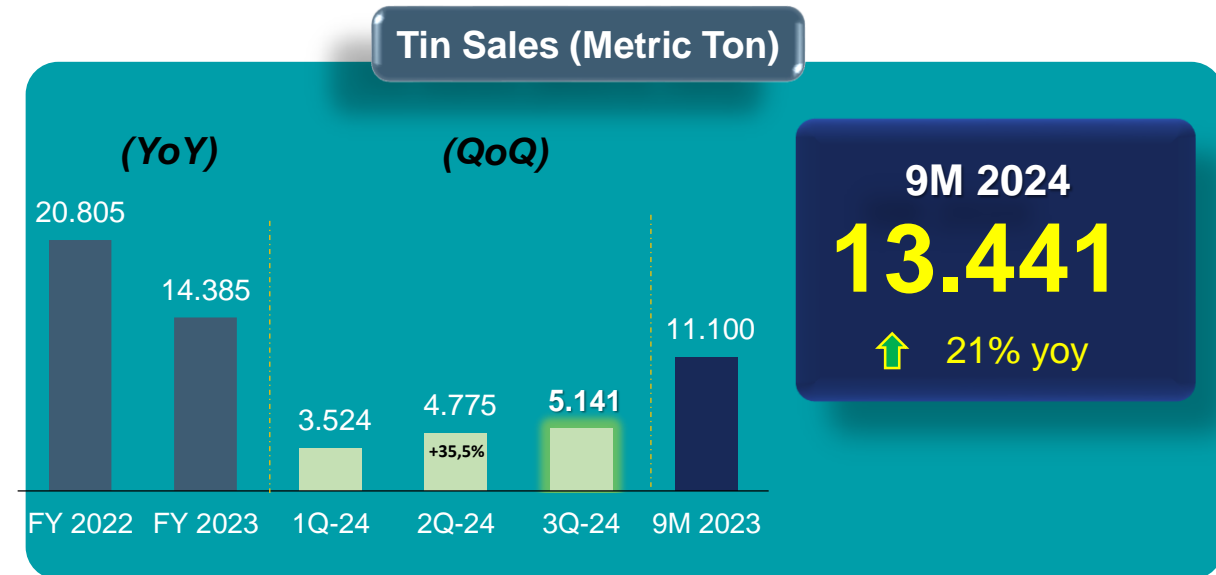
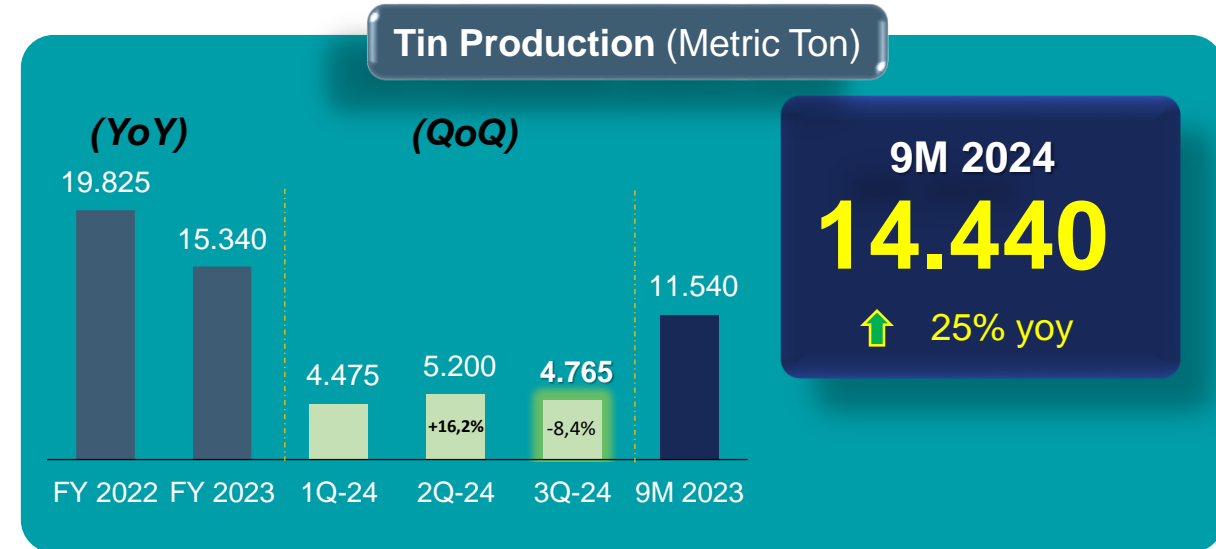
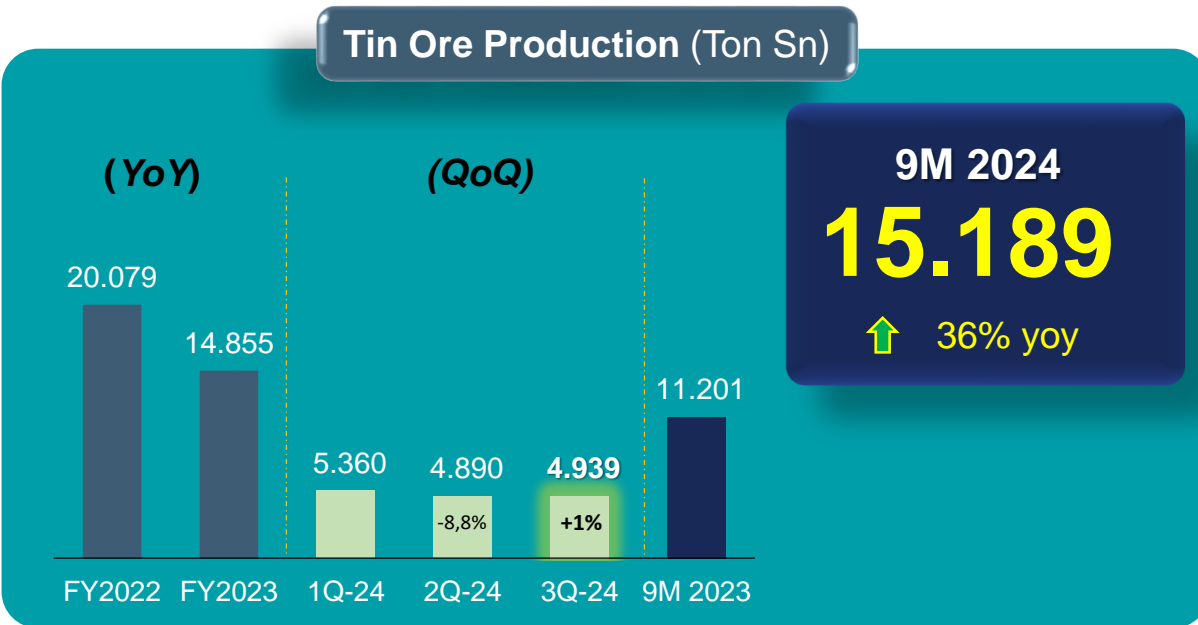
Other

Global Production and Consumption of Tin Metal

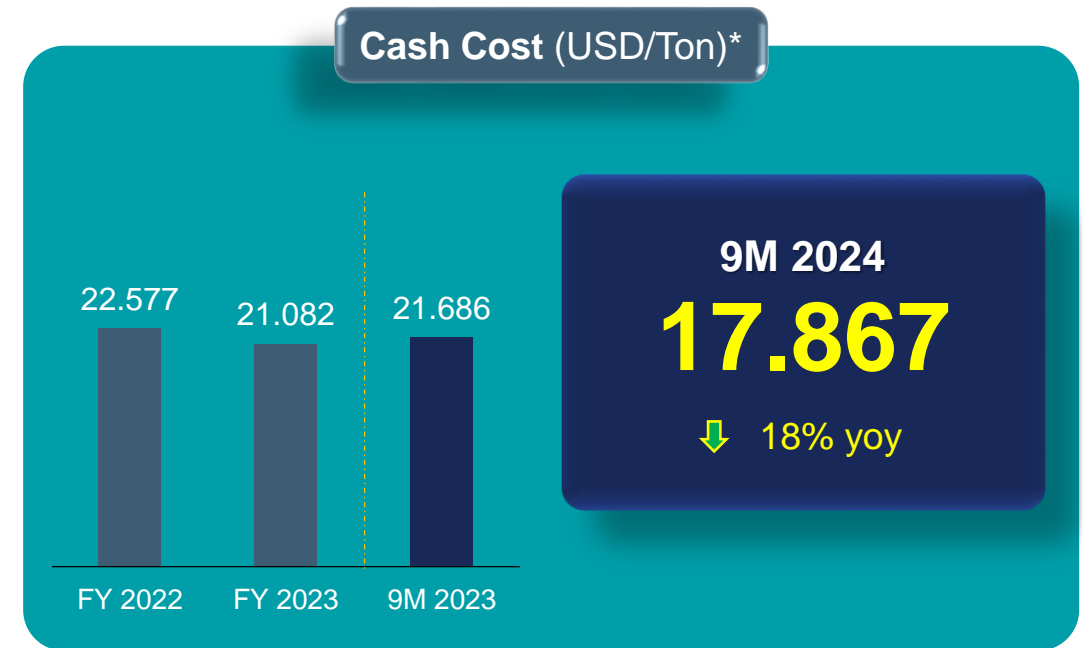
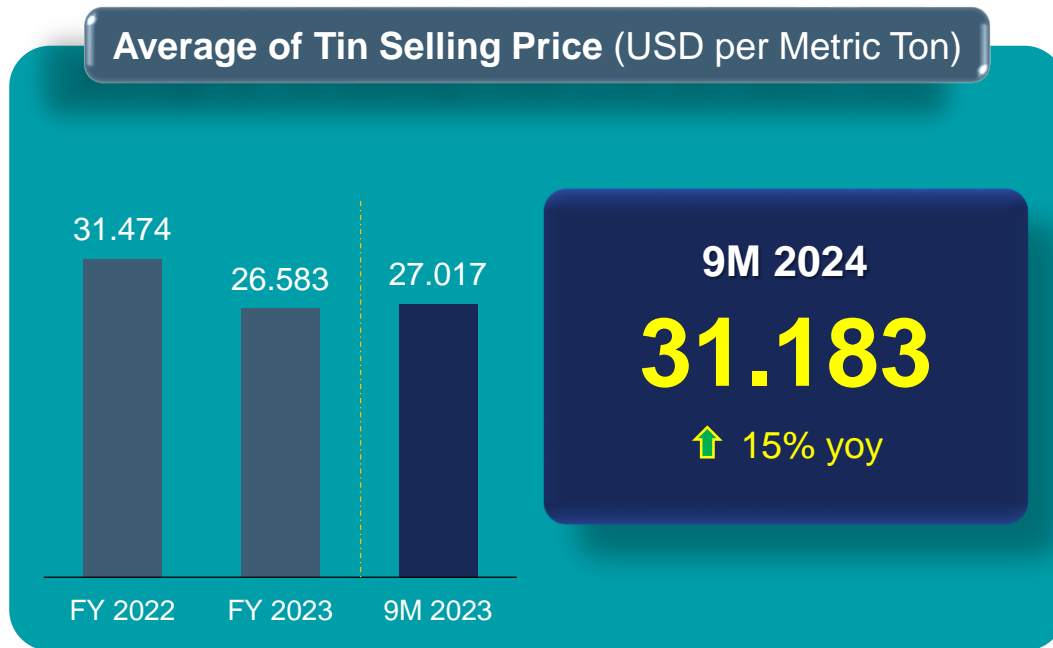


- 1 Company Overview
- 2 Operational and Financial Performance**
- 3 Commitment to ESG
- 4 Improvement Strategy of Operations and Production

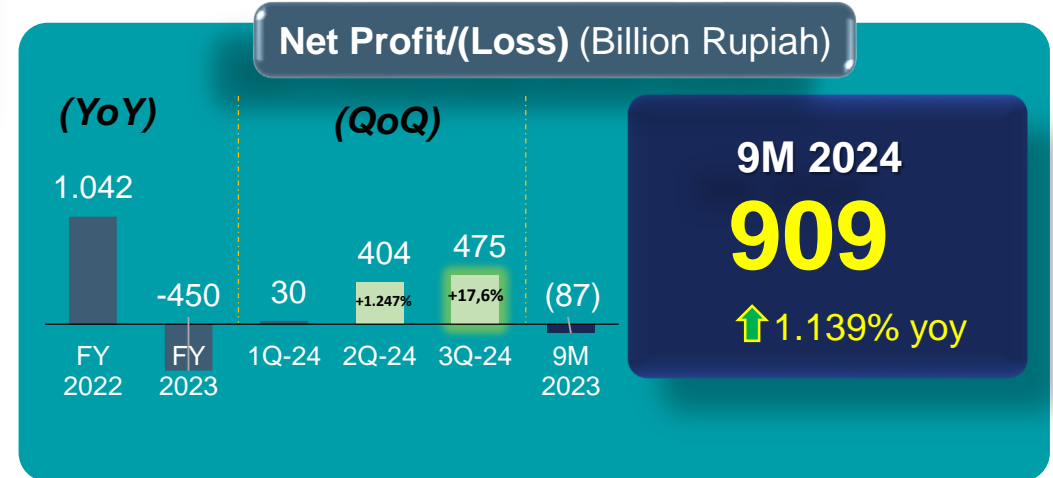
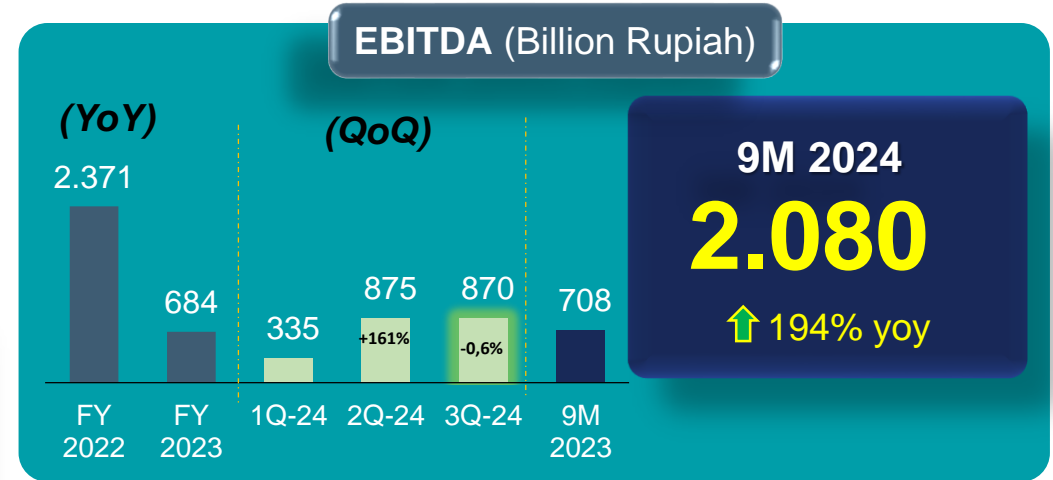
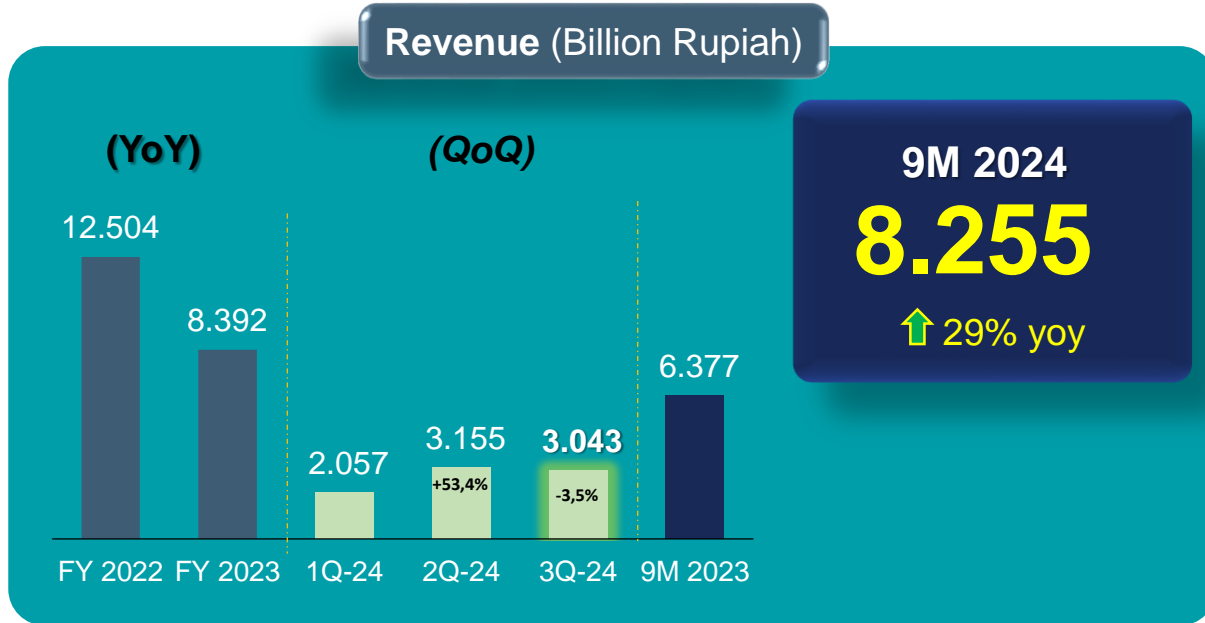
Operational Performance (1/2)

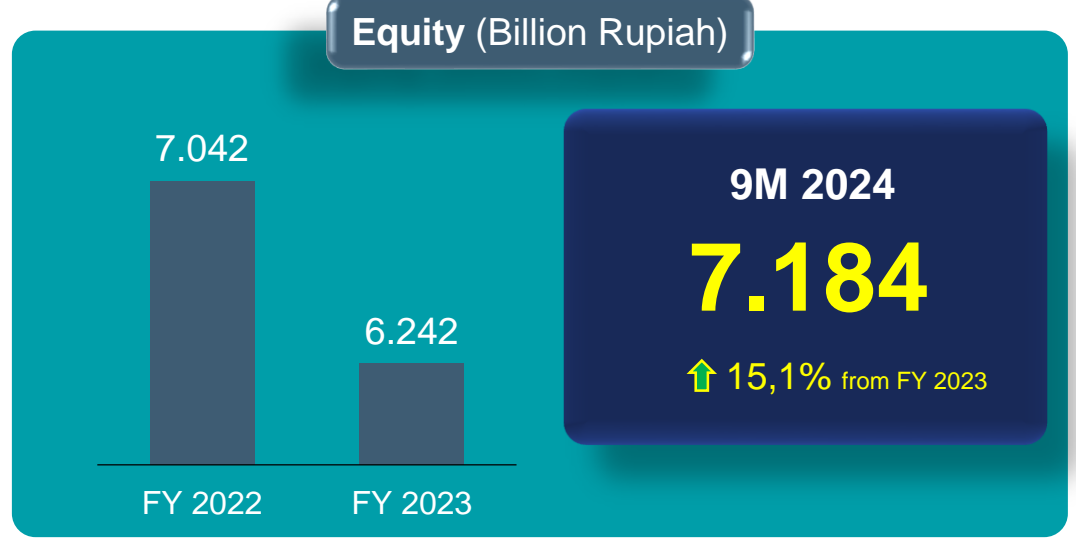
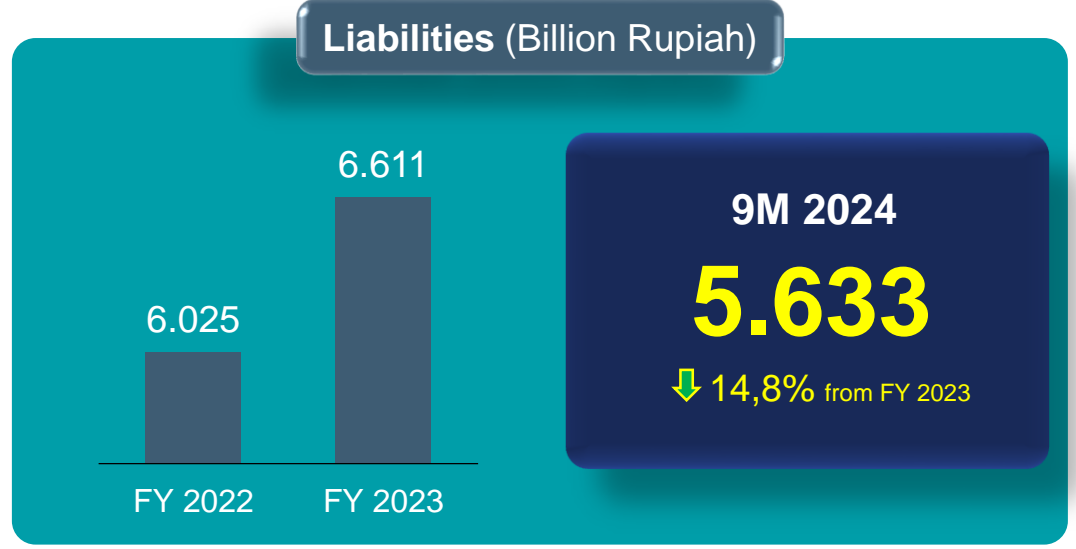
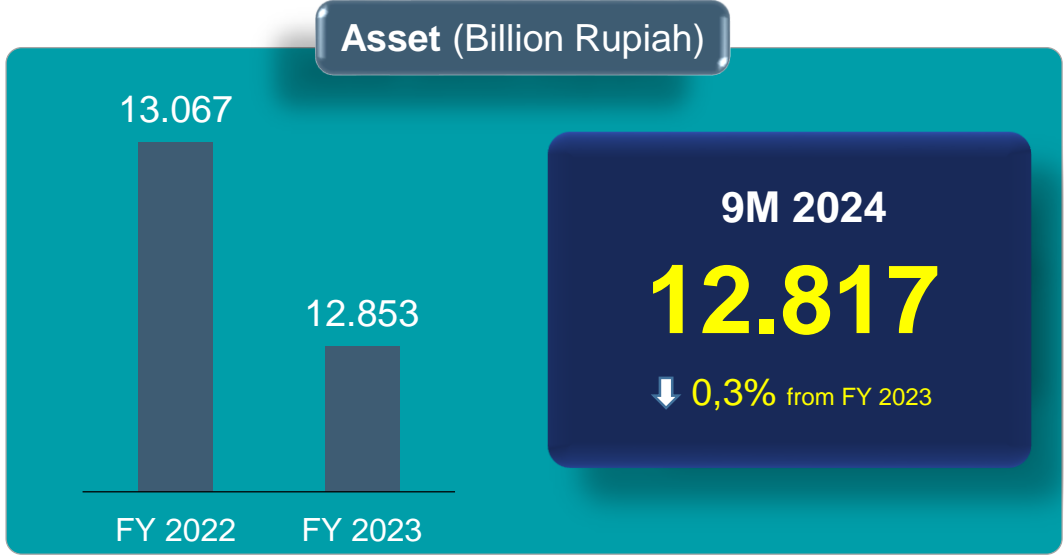


Operational Performance (2/2)



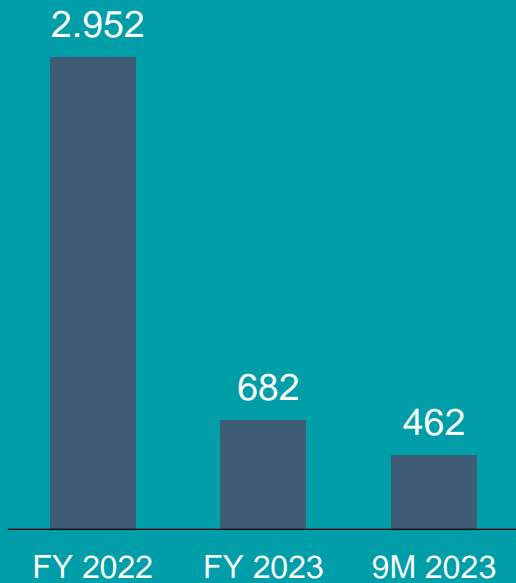
* Cash Cost of Tin Metal





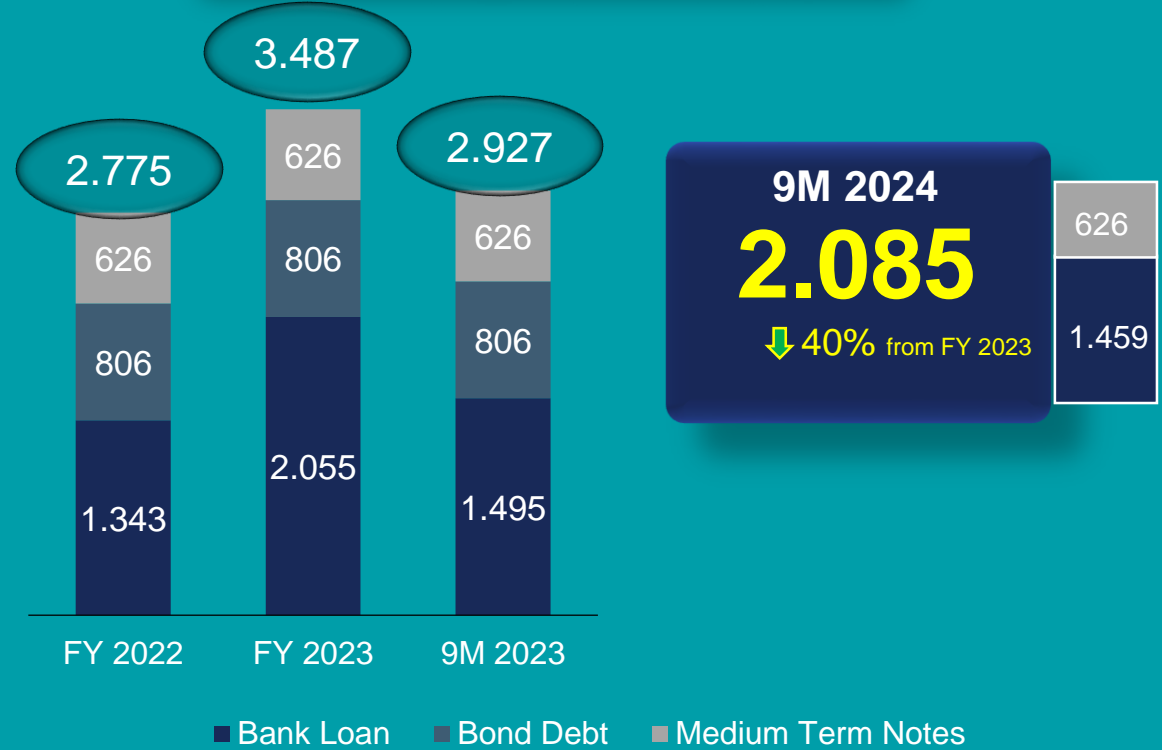
Cash Flow from Operation Activities and *Interest Bearing Debt*

Cash Flow from Operation Activities (Billion Rupiah)



9M 2024
1.823
 ↑ 294% yoy

Interest Bearing Debt * (Billion Rupiah)



*) exclude Supplier Financing

- 1 Company Overview
- 2 Operational and Financial Performance
- 3 Commitment to ESG**
- 4 Improvement Strategy of Operations and Production

Environmental



Onshore and Offshore Reclamation

- Onshore Reclamation: revegetation/planting such as fast growing plants, fruit plants and oil palm plants
- Offshore Reclamation : mangrove crab restocking, artificial reef, abrasion resistance, squid restocking, mangrove planting

Resources Efficiencies

GHG emission : 67.440 Ton CO₂;

Biodiversity Conservation

Conservation of terrestrial biota in Bangka, Belitung & Kundur as well as marine biota in Bangka & Kundur.

Eco-Social Innovation

Integrated polyculture in Kundur and integrated agriculture in Belitung & Bangka.

Environmental Assessment

- Decarbonization Roadmap of 2030 : 12.523,46 tCO₂e;
- Life Cycle Assessment : 3,8 tCO₂e/Mton.

Social

Diversity

- 20% Female Directors from total of Board of Directors;;
- 9,43% Female Employees from total BOD-1;
- Implementing the **Women in Tins program** to continue to increase the role of women in Company management;
- 21 Disabled Employees.

Community Investment Program

The Company has distributed IDR 23,5 billion in 9M 2024 for CSR activities involving more than 22,594 people including individuals and communities.

Health and Safety

Apply the golden rule in mining operations to achieve net zero fatality.





Anti Corruption and Gratification Control

This commitment is realized by obtaining ISO 37001:2016 Anti-Bribery Management System (SMAP).

Risk Management in Sustainability Implementation

- Risk Management in Implementing Sustainability Sustainability that is integrated into the Company's business processes, including strategic management and corporate planning to achieve long-term company performance and growth;
- The Company actively carries out Social and Environmental Responsibility to maintain sustainability goals;
- The Company also carries out the SafeTINS program on K3 and 5R Culture transformation as well as implementing Good Mining Practices that are environmentally friendly and focus on mineral conservation;
- In Reclamation responsibilities by carrying out land and sea reclamation followed by other biodiversity programs

Corporate Social Responsibility Contribution

CSR Distribution Realization Data 2020 – 9M 2024

In Million Rupiah

No.	Program	2020	2021	2022	2023	Plan FY2024	Real 9M 2024
1.	CSR	40.459	31.870	31.970	21.799	29.000	18.475
2.	Micro Small Enterprise (MSE) Funding	19.121	22.438	1.180	10.000	10.000	5.000
Total Distribution of CSR Funds		59.580	54.308	33.150	31.799	39.000	23.475

CSR Flagship Program

CSR Program

1. Fishing Ground and Coral Garden
2. Badau Pineapple
3. Social Security for Fisherman, Vulnerable Groups and Disabilities
4. Timah Teaching, “Pemali Boarding School” and Teacher Competency Improvement
5. Climate Change Mitigation (Mangrove Planting)
6. Infrastructure and social improvement
7. Oto Sehat (Timah Sekawa) and Kemunting Program (Activities to Reduce Stunting)
8. Capacity Building for Indigenous People “Orang Lom”
9. Teacher Literacy
10. Disaster response ERG Program

MSE Funding Program

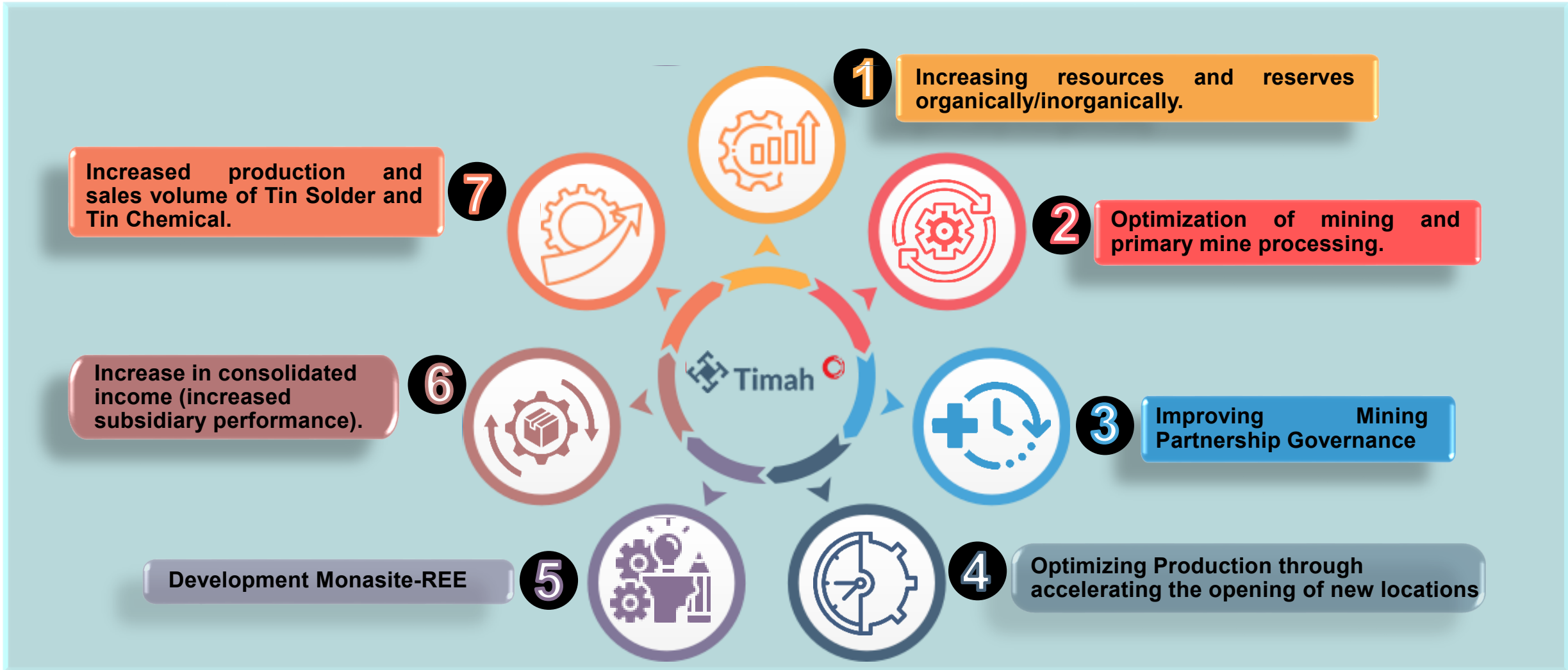
1. MSE Funding Distribution with BRI (Regulation from Ministry of BUMN)
2. MSE Competency and Capacity Building (training and workshops)

75%

**Fostered Partners Upgrade
Achieved 15 of the target 20**

- 1 Company Overview
- 2 Operational and Financial Performance
- 3 Commitment to ESG
- 4 Improvement Strategy of Operations and Production**

Improvement Strategy of Operations and Production



Thank You

PT TIMAH Tbk

Head Office
Jl. Jenderal Sudirman 51
Pangkalpinang 33121, Indonesia

Representative Office
Jl. Medan Merdeka Timur No. 15
Jakarta Pusat 10110, Indonesia

T : +62 717 4258000 | E : investorrelation@pttimah.co.id

2024

Kinerja Perseroan

9M 2024

PT TIMAH Tbk

Analyst Meeting

12 November 2024





Disclaimer: Pemaparan ini memuat berbagai pernyataan yang dapat dianggap sebagai pernyataan berwawasan ke depan sehingga hasil, pelaksanaan atau pencapaian Perseroan yang sebenarnya dapat berbeda dengan yang diperoleh melalui pernyataan berwawasan ke depan, yang antara lain merupakan hasil dari perubahan ekonomi dan politik baik secara nasional dan internasional, perubahan kurs valuta asing, perubahan harga, permintaan dan penawaran pasar komoditas, perubahan persaingan Perusahaan, perubahan undang-undang atau peraturan dan prinsip akuntansi, kebijakan dan pedoman. dan perubahan asumsi yang digunakan dalam membuat pernyataan berwawasan ke depan.

- 1 Sekilas Perseroan**
- 2 Kinerja Operasi dan Keuangan
- 3 Komitmen terhadap ESG
- 4 Strategi Peningkatan Operasi dan Produksi



Visi

Menjadi Perusahaan pertambangan terkemuka di dunia yang ramah lingkungan



Misi

1. Membangun sumber daya manusia yang tangguh, unggul dan bermartabat.
2. Melaksanakan tata kelola penambangan yang baik dan benar.
3. Mengoptimalkan nilai Perusahaan dan kontribusi terhadap pemegang saham serta tanggung jawab sosial



Jejak Langkah Perseroan

1709

Penemuan bijih timah di Pulau Bangka

Tahun 1700-an

1953

Nasionalisasi BTW, menjadi Perusahaan Negara Tambang Timah (PN TT) Bangka

1958

Nasionalisasi GMB, menjadi PN Tambang Timah (PN TT) Belitung

1959

Nasionalisasi NV SITEM, menjadi PN Tambang Timah (PN TT) Singkep

1961

Pemerintah Indonesia mendirikan Badan Pimpinan Umum Perusahaan Tambang Timah Negara (BPU Timah)

1968

Merger BPU, PN TT Bangka, PN TT Belitung dan PN TT Singkep, menjadi PN Tambang Timah

1976

Menjadi PT Tambang Timah (Persero)

1995

Go Public

Tahun 1900-an

Tahun 1800-an

1856

Belanda mendirikan Banka Tin Winning Bedrijf (BTW)

1858

Belanda mendirikan Gemeenschappelijke Mijnbouw Maatschappij Billiton (GMB)

1878

Belanda mendirikan NV Singkep Tin Exploitatie Maatschappij (NV SITEM)

Tahun 2000-an

2007

Masuk ke bisnis hilir timah (*Tin Solder* dan *Tin Chemical*)

2014 - 2015

Membentuk beberapa anak perusahaan yang berbasis kompetensi

2017

- Menjadi anggota dari Holding Industri Pertambangan di bawah MIND ID
- Penerbitan obligasi dan sukuk

2018

Adopsi teknologi *bore hole mining* untuk aktivitas penambangan yang lebih ramah lingkungan.

2019

Penerapan teknologi *fuming furnace* untuk melebur *tin slag*

2020

Divestasi Indometal Corporation (Asia Pacific) Pte Ltd kepada MIND ID dan PT RSBT kepada PT Pertamina Bina Medika IHC

2021

Pembelian kembali (*buyback*) sebagian obligasi dan sukuk

2022

- Penerbitan MTN
- Commisioning TSL Ausmelt

2023

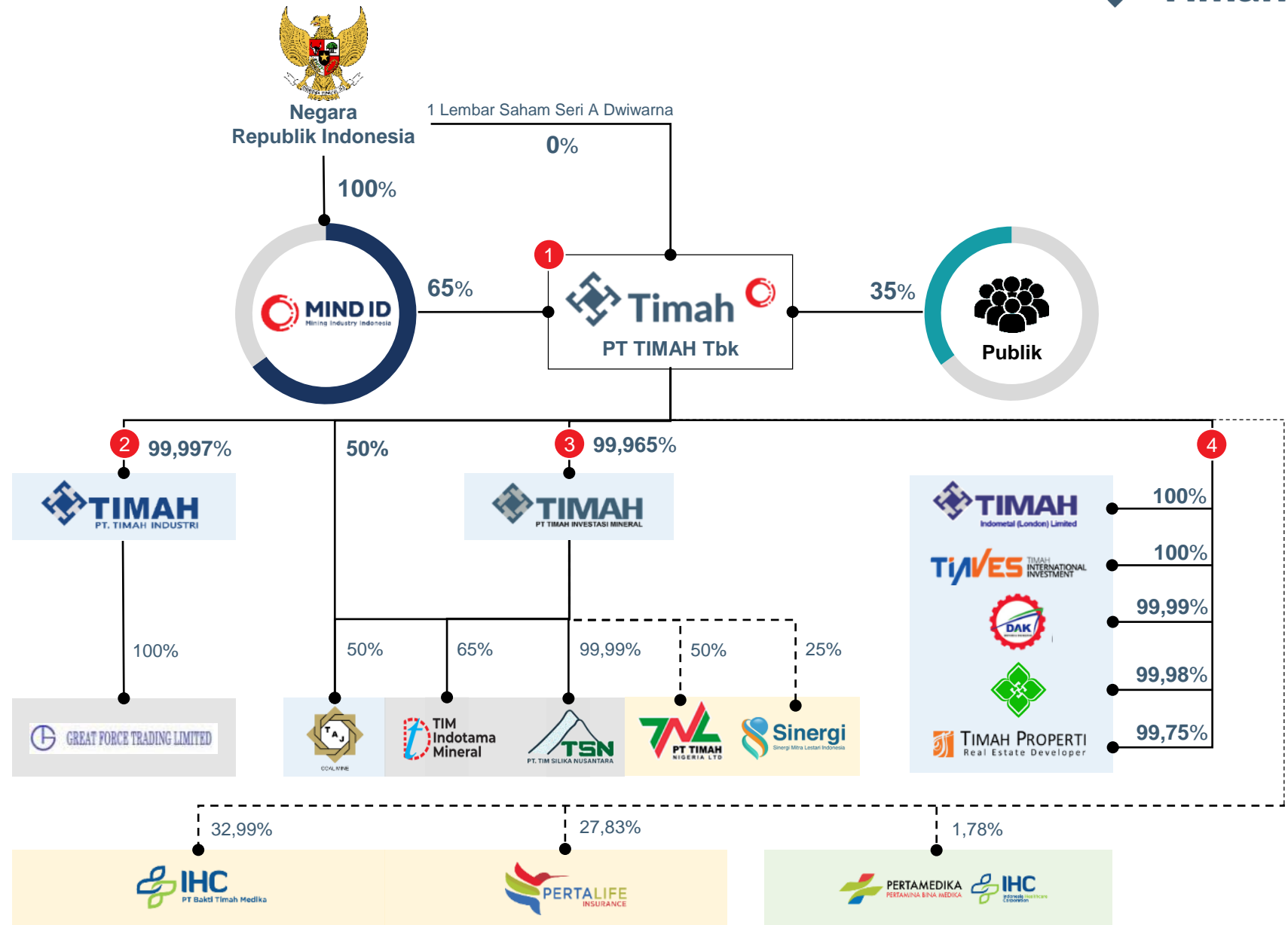
Operasional TSL Ausmelt

Struktur Grup Perseroan

Lini Bisnis

- 1 Penambangan Timah
- 2 Hilirisasi Timah
- 3 Penambangan Non-Timah
- 4 Bisnis Berbasis Kompetensi

- Entitas Anak
- Entitas Anak Tidak Langsung
- Entitas Asosiasi
- Entitas – Investasi Penyertaan Saham





AHMAD DANI VIRSAL
President Director



HENDRA KUSUMA WARDANA
Director of Human Resources



FINA ELIANI
Director of Finance & Risk Management



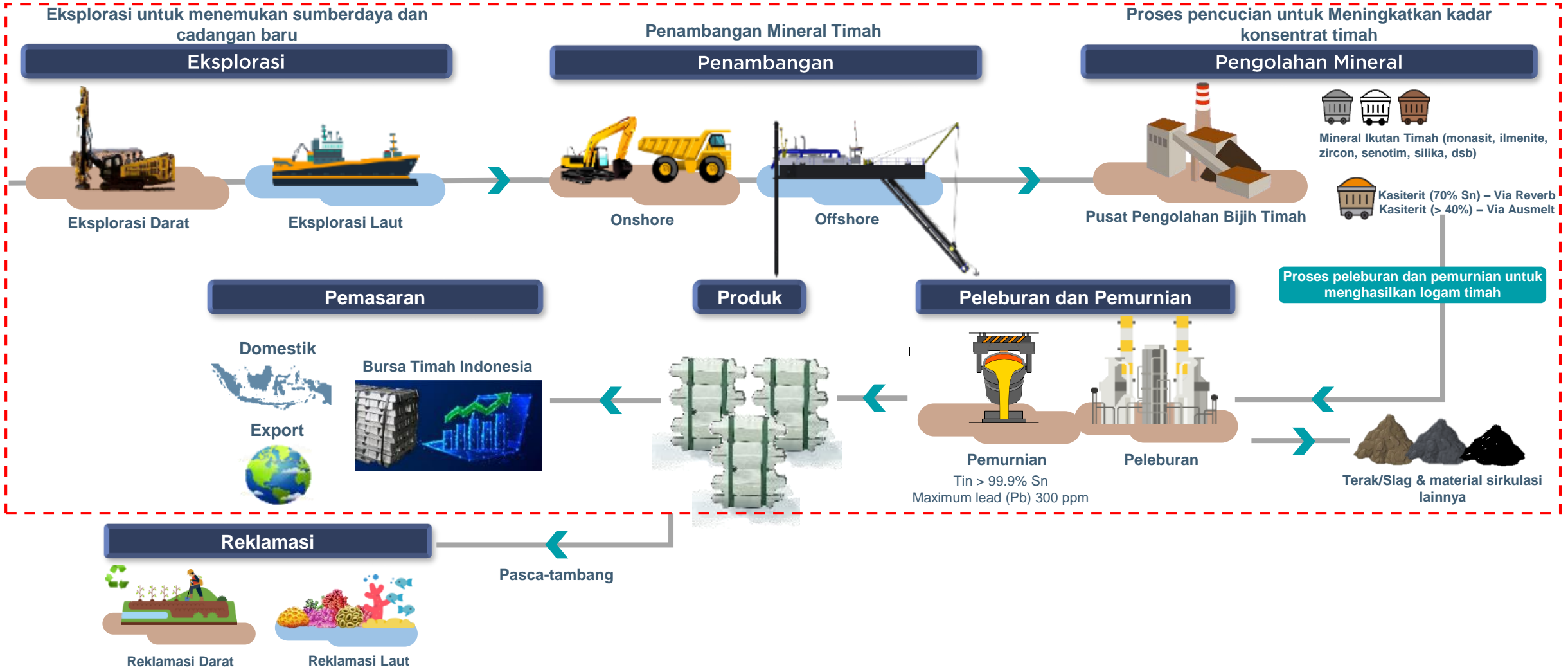
NUR ADI KUNCORO
Director of Operation and Production



DICKY OCTA ZAHRIADI
Director of Business Development

Proses Bisnis Perseroan

Kegiatan pertambangan yang terintegrasi dengan menerapkan *Good Mining Practice*



Wilayah Operasi & Sumber Daya



- Penambangan dan Peleburan Timah
- Penambangan Pasir Silika
- Teknik dan perbaikan galangan kapal
- Agrobisnis

Kepulauan Bangka Belitung

- Kantor Pusat PT TIMAH Tbk
- Operasi Produksi Wilayah Bangka Utara, Wilayah Bangka Selatan, Wilayah Belitung
- Divisi Pengolahan & Peleburan
- PT Dok & Perkapalan Air Kantung
- PT Timah Agro Manunggal

Jakarta

- Kantor Perwakilan Jakarta
- PT Timah Investasi Mineral
- PT Timah Karya Persada Properti
- PT Tim Silika Nusantara
- PT Tim Indotama Mineral

Kepulauan Riau

Operasi Produksi Wilayah Kundur

Cilegon, Banten

PT Timah Industri

Kalimantan Selatan

PT Tanjung Alam Jaya

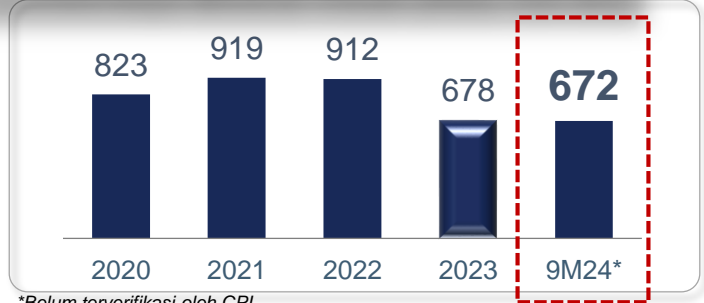
Sulawesi Tenggara

PT Timah Investasi Mineral

Lombok Timur

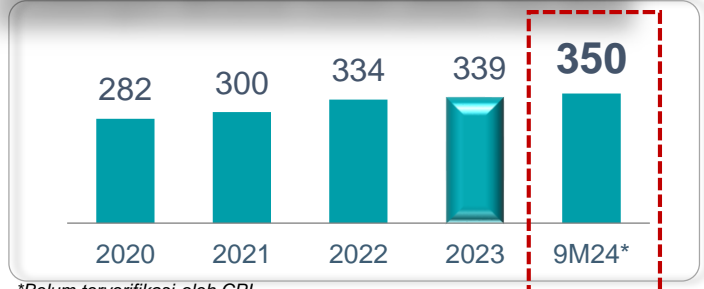
PT Dok & Perkapalan Air Kantung

Sumberdaya Mineral Timah (Ribu Ton Sn)



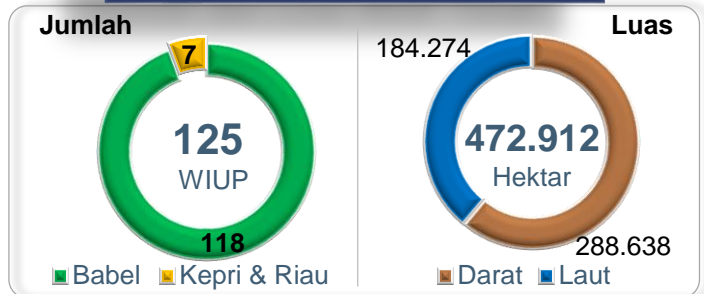
*Belum terverifikasi oleh CPI

Cadangan Mineral Timah (Ribu Ton Sn)



*Belum terverifikasi oleh CPI

Jumlah dan Luas WIUP Timah









Wilayah Pemasaran Logam Timah Perseroan

91% Ekspor

9% Domestik









Asia 63%

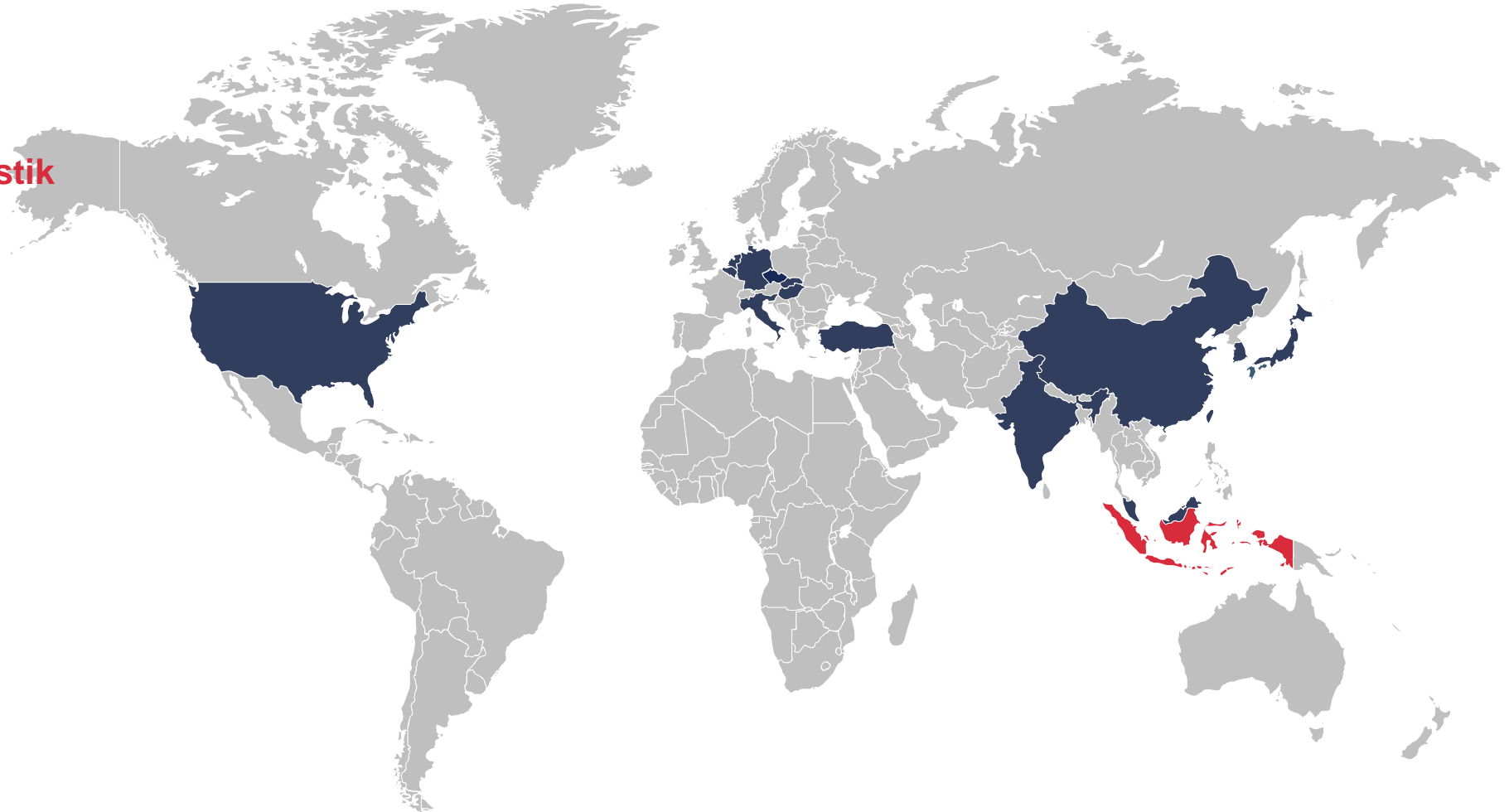
-  Singapura
-  Korea Selatan
-  India
-  Jepang
-  China
-  Taiwan

Amerika 9%

-  Amerika Serikat

Eropa 19%

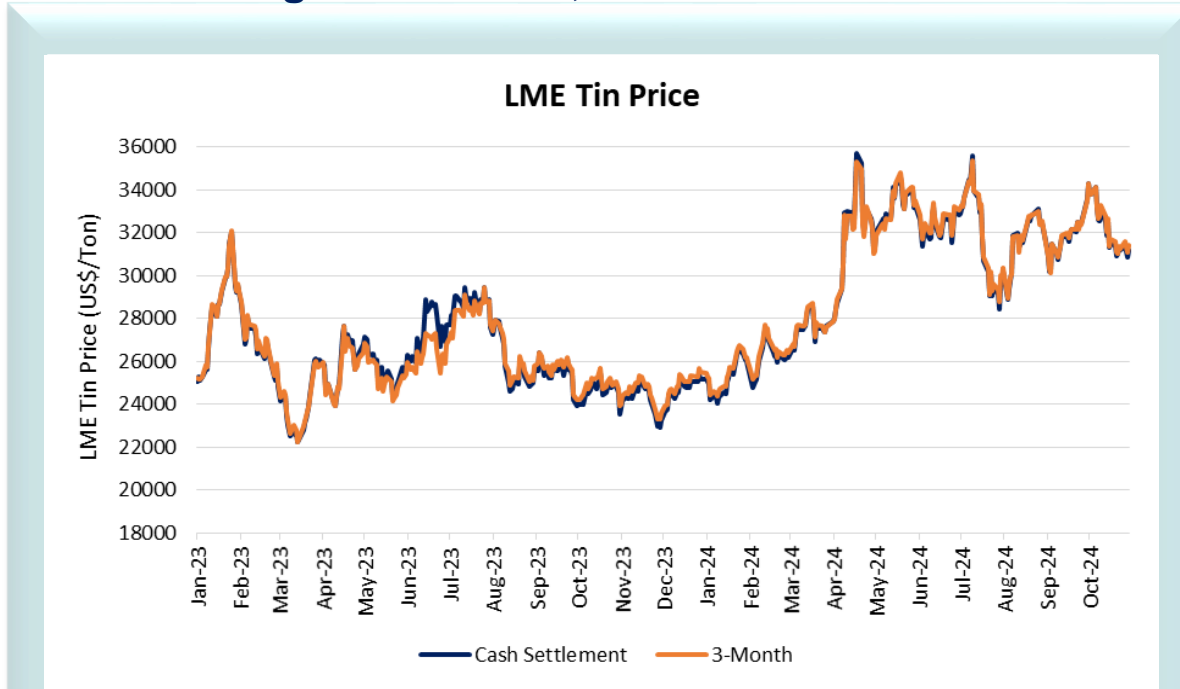
-  Belanda
-  Italia
-  Belgia
-  Hungaria
-  Turki
-  Slovakia
-  Spanyol
-  Chili



Sumber : Berdasarkan Laporan Penjualan Internal PT TIMAH Tbk Report (Jan-Sep 2024)

● Harga Timah Global

Harga Timah LME, 2023 – Oktober 2024



Sampai dengan Oktober 2024, harga rata-rata logam timah CSP di LME naik 15,6% dibandingkan periode yang sama tahun sebelumnya menjadi US\$30.355,66 per ton. Sedangkan harga 3-month naik 16,3% menjadi \$30.456,60 per ton.

Proyeksi Harga Timah 2024

Tin \$/mt		99) Browse	As Of 11/04/24
<input type="radio"/> Quarterly Forecast <input checked="" type="radio"/> Yearly Forecast			
Overview Curve Analysis Ranking			
Firms <input checked="" type="radio"/> Standard <input type="radio"/> Custom Rank All Updated Last 6 Months			
Consensus	Spot	As Of	2024
Median	10/29/24	30306.00	
Mean	10/29/24	30118.35	
High	10/29/24	30747.00	
Low	10/29/24	28598.12	
Forward	31724.00	11/04/24	31018.34

Berdasarkan data Bloomberg, perkiraan harga timah pada tahun 2024 berkisar antara USD28.500/Ton hingga USD31.000/Ton. Aktivitas manufaktur elektronik, yang merupakan pendorong utama permintaan timah diperkirakan akan menguat pada tahun 2024. Di sisi fundamental, pengetatan pasar timah didorong oleh terbatasnya pasokan dari Indonesia, Myanmar dan DRC.



51%



Solder

357,1 Ribu Ton Total Konsumsi Logam Timah Global Tahun 2023

Sumber: ITA Study, Oktober 2024



16%



Tin Chemicals



11%



Tinplate



8%



Lead Acid
Batteries



6%



Tin-Copper

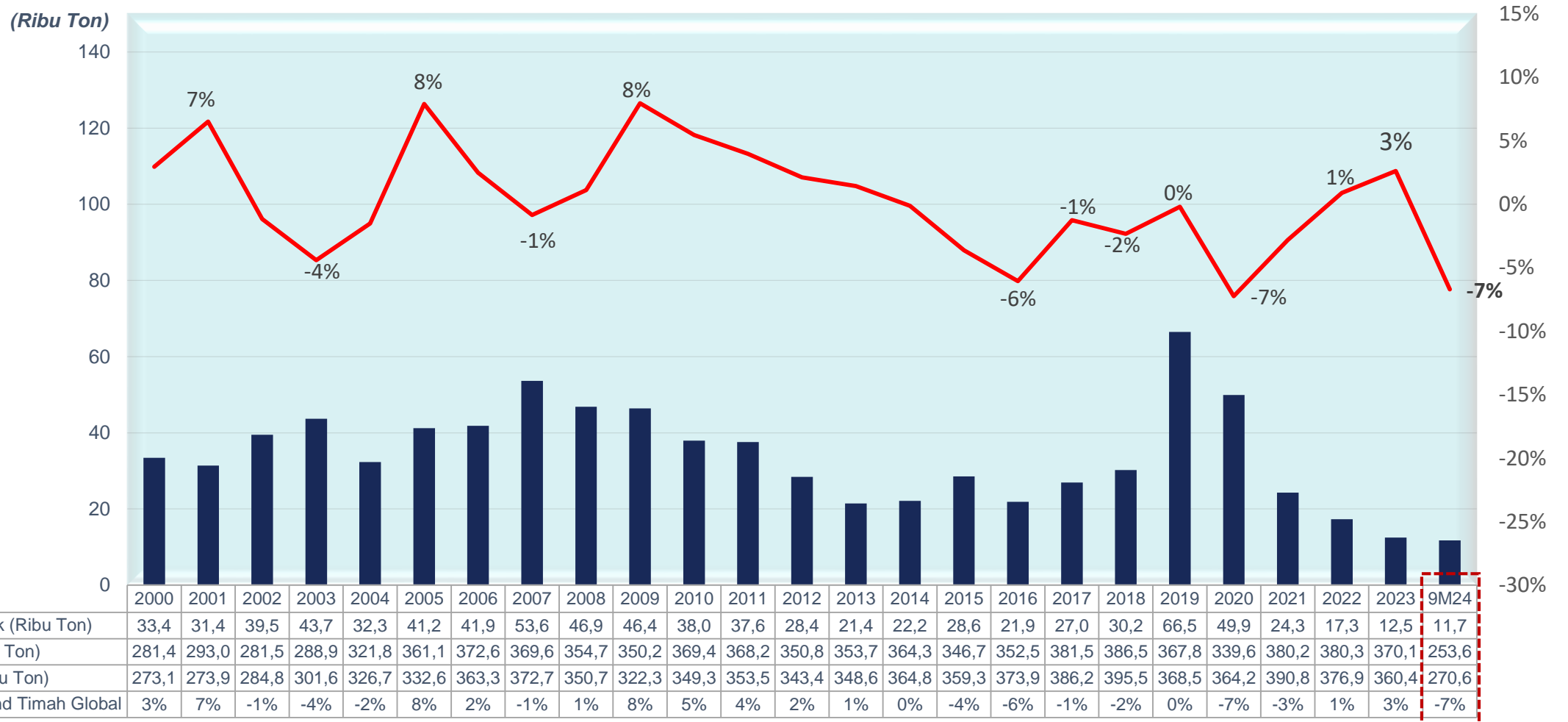


8%



Other

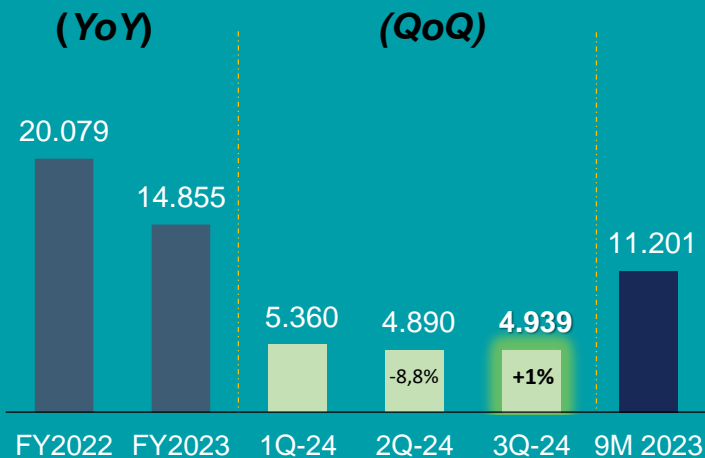
Produksi dan Konsumsi Logam Timah Global



- 1 Sekilas Perseroan
- 2 Kinerja Operasi dan Keuangan**
- 3 Komitmen terhadap ESG
- 4 Strategi Peningkatan Operasi dan Produksi

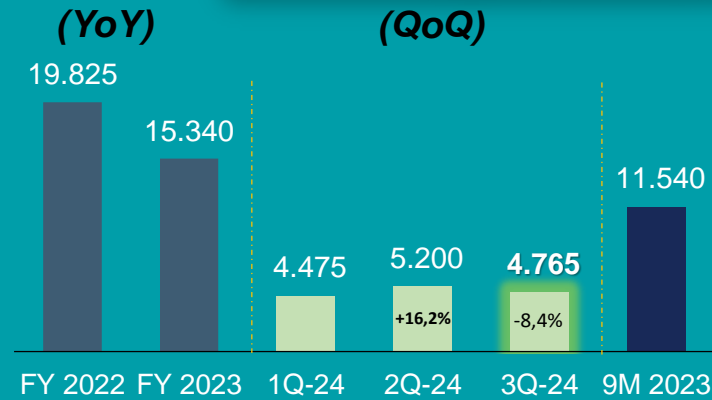
Kinerja Operasi (1/2)

Produksi Bijih Timah (Ton Sn)



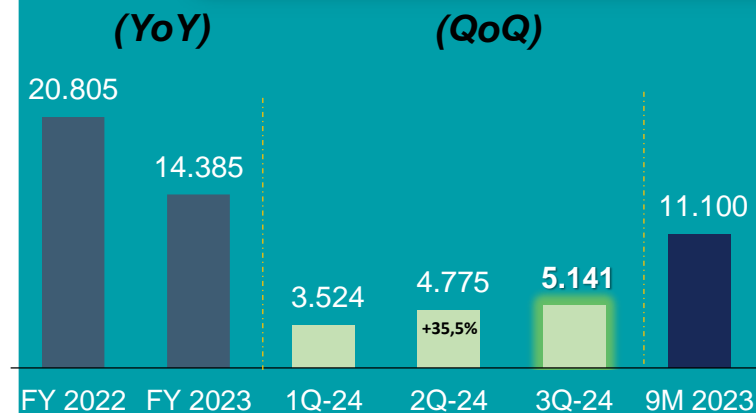
9M 2024
15.189
 ↑ 36% yoy

Produksi Logam Timah (Metrik Ton)



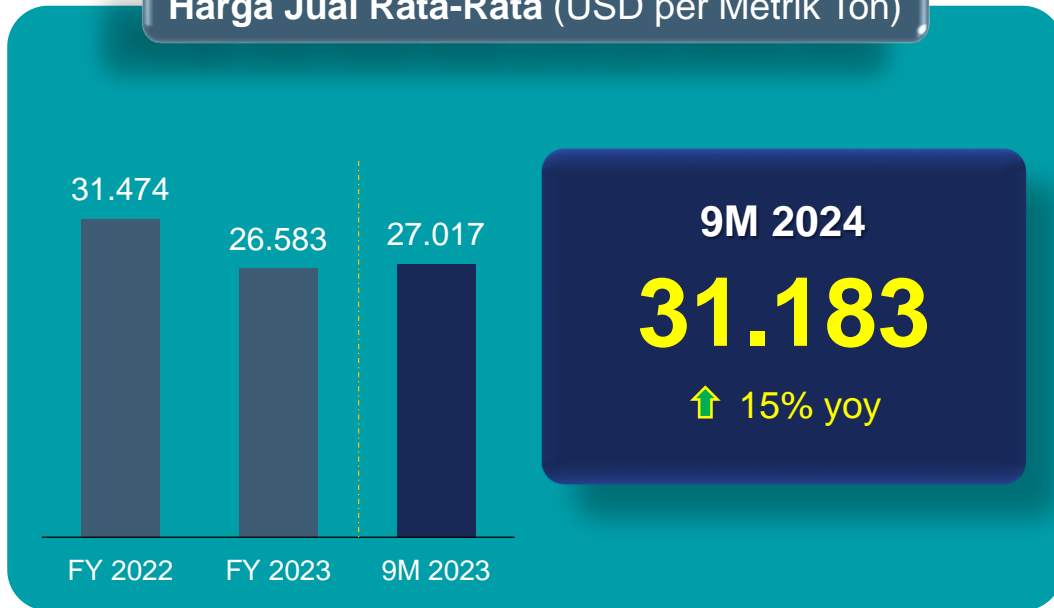
9M 2024
14.440
 ↑ 25% yoy

Penjualan Logam Timah (Metrik Ton)



9M 2024
13.441
 ↑ 21% yoy

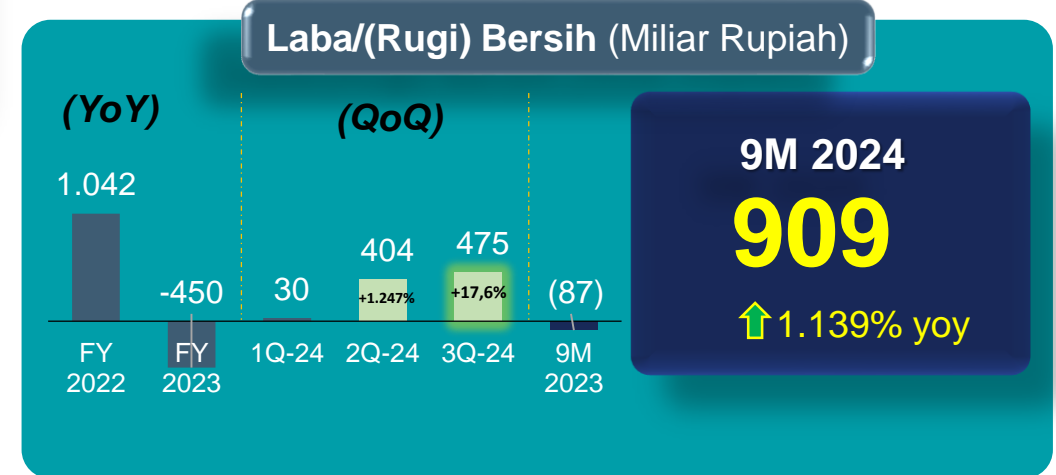
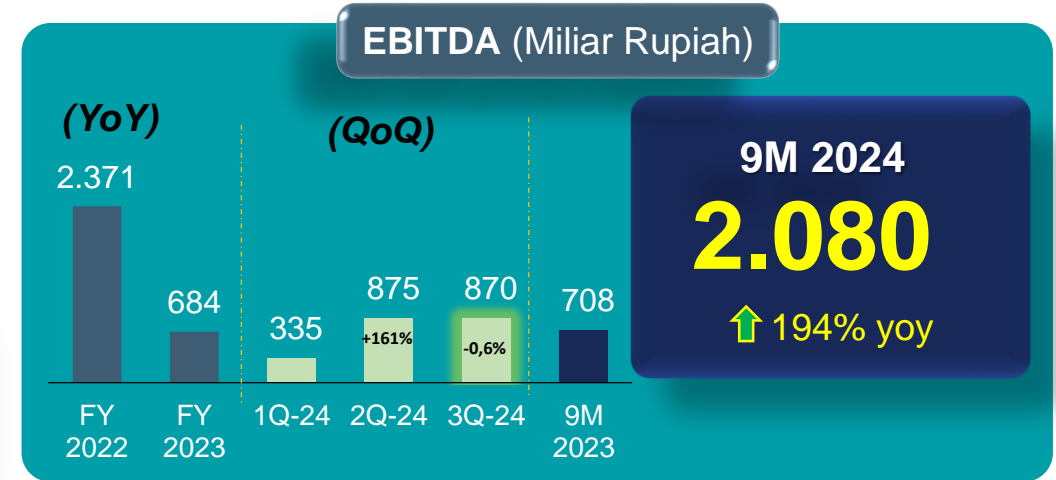
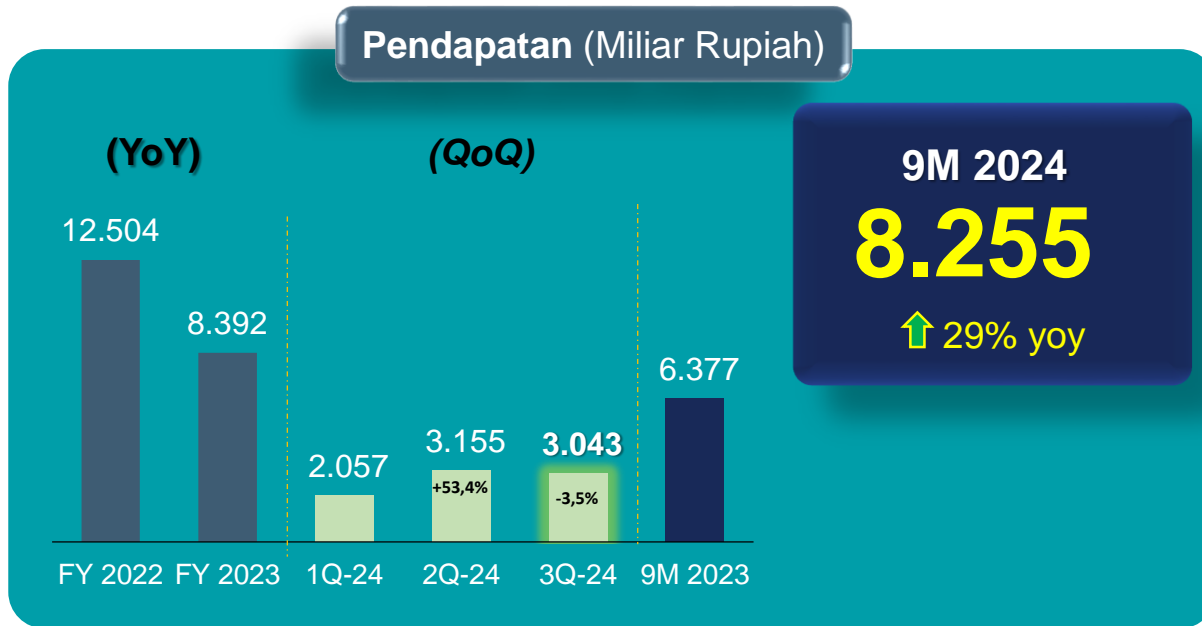
Harga Jual Rata-Rata (USD per Metrik Ton)



Cash Cost (USD/Ton)*



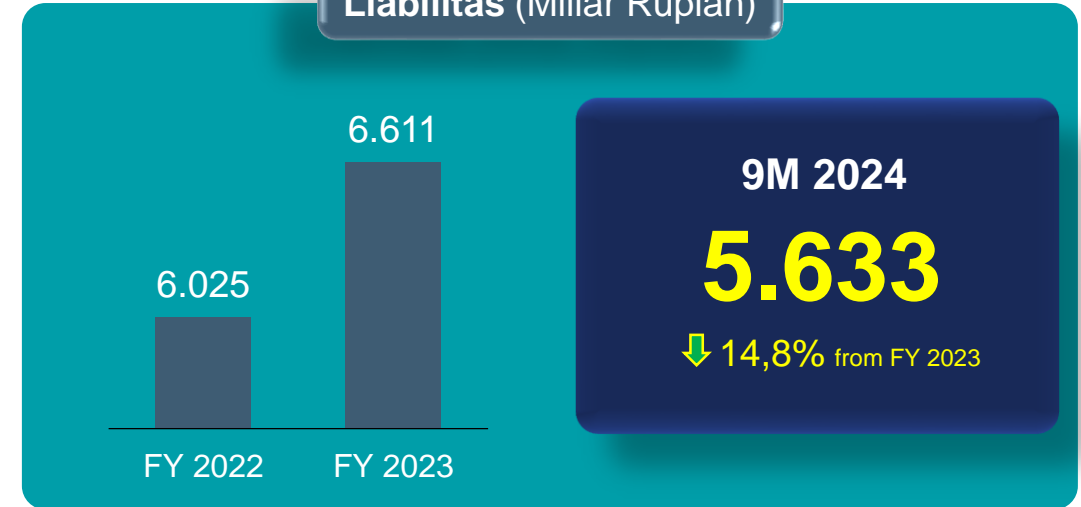
* Cash Cost Logam Timah



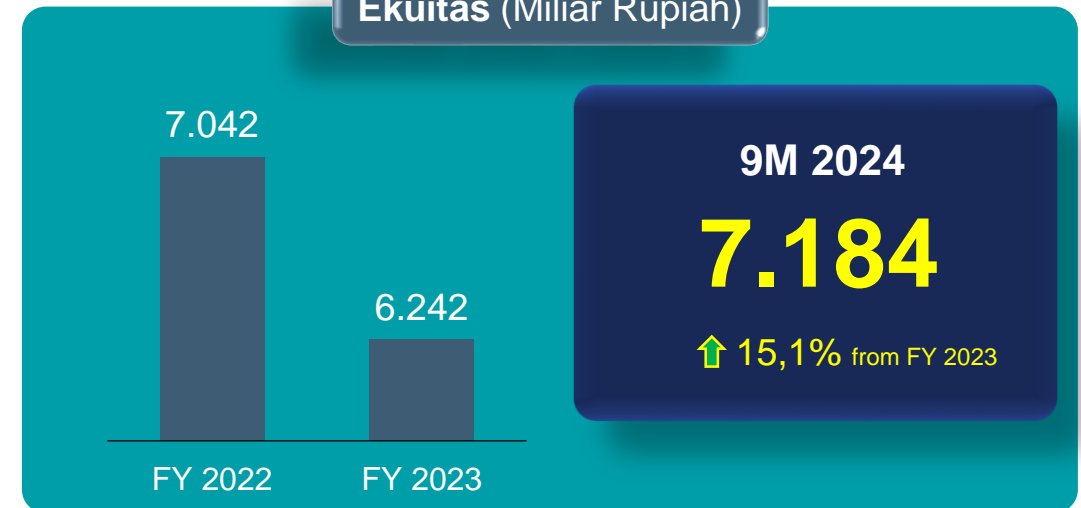
Aset (Miliar Rupiah)



Liabilitas (Miliar Rupiah)

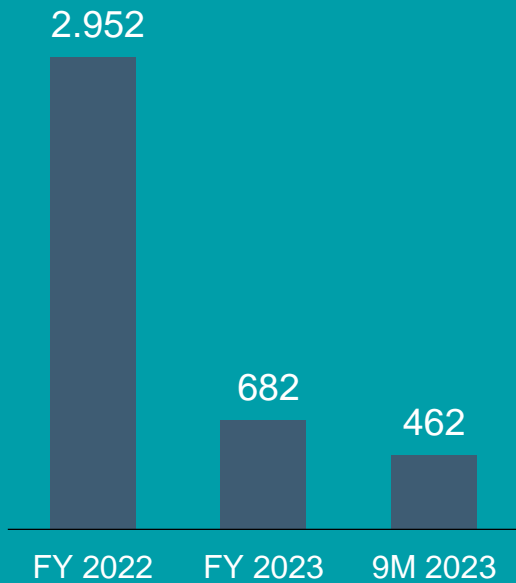


Ekuitas (Miliar Rupiah)



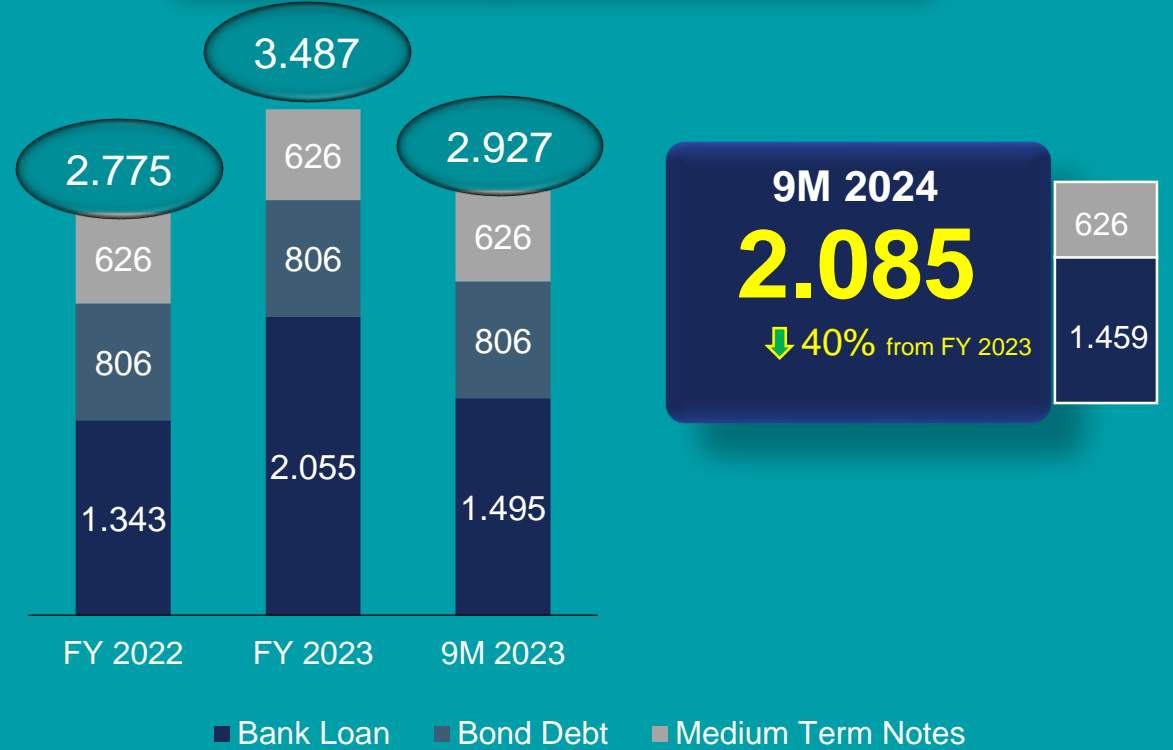
Arus Kas dari Aktivitas Operasi dan *Interest Bearing Debt*

Arus Kas dari Aktivitas Operasi (Miliar Rupiah)



9M 2024
1.823
 ↑ 294% yoy

Interest Bearing Debt * (Miliar Rupiah)



*) tidak termasuk Supplier Financing

- 1 Sekilas Perseroan
- 2 Kinerja Operasi dan Keuangan
- 3 Komitmen terhadap ESG**
- 4 Strategi Peningkatan Operasi dan Produksi

Environmental



Reklamasi Darat dan Laut

- Reklamasi darat: revegetasi/penanaman seperti tanaman fastgrowing, tanaman buah dan tanaman kelapa sawit
- Reklamasi laut: restocking kepiting bakau, artificial reef, penahan abrasi, restocking cumi, penanaman mangrove

Efisiensi Sumber Daya

Emisi GRK: 67.440 Ton CO₂;

Konservasi Keanekaragaman Hayati

Konservasi biota darat di Bangka, Belitung & Kundur serta biota laut di Bangka & Kundur.

Inovasi Eko-Sosial

Polikultura terpadu di Kundur dan pertanian terpadu di Belitung & Bangka

Penilaian Lingkungan

- Roadmap Dekarbonisasi tahun 2030 : 12.523,46 tCO₂e;
- Penilaian Siklus Hidup : 3,8 tCO₂e/Mton.

Social

Manajemen Wanita

- 20% Direktur Perempuan dari total Direksi;
- 9,43% Karyawan Perempuan dari total BOD-1;
- Mengimplementasi program **Women in Tins** untuk terus meningkatkan peran Perempuan dalam pengelolaan Perusahaan;
- 21 orang Pegawai Disabilitas.

Program Investasi Komunitas

Perseroan telah menyalurkan Rp23,5 miliar di 9M 2024 untuk kegiatan CSR yang melibatkan lebih dari 22.594 orang termasuk individu dan komunitas

Kesehatan dan keselamatan

Menerapkan aturan emas dalam operasi penambangan untuk mencapai *net zero fatality*





Anti Korupsi dan Pengendalian Gratifikasi

Komitmen tersebut diwujudkan dengan diperolehnya Sistem Manajemen Anti Penyuapan (SMAP) ISO 37001:2016.

Manajemen Risiko dalam Penerapan Keberlanjutan

- Keberlanjutan yang terintegrasi ke dalam proses bisnis Perseroan, termasuk manajemen strategis dan perencanaan perusahaan untuk mencapai kinerja dan pertumbuhan perusahaan hingga jangka panjang;
- Perseroan aktif melakukan Tanggung Jawab Sosial dan Lingkungan untuk menjaga tujuan keberlanjutan;
 - Menekankan pembinaan Usaha Mikro dan Kecil (UMK) bagi masyarakat melalui penyaluran pembiayaan dengan mitra strategis Bank Rakyat Indonesia (BRI); meningkatkan kompetensi mitra binaan berupa program pelatihan, keterampilan dan pemasaran
 - Pelayanan OTO Sehat (Timah Sekawa) & Program Kemunting (Kegiatan Menurunkan Stunting); Pemali *Boarding School* & Peningkatan Kompetensi Guru; pelestarian adat "Orang Lum" (Masyarakat Adat Mapoer); penanaman mangrove dan pohon produktif dalam rangka mitigasi perubahan iklim
- Perseroan juga melakukan program SafeTINS pada transformasi Budaya K3 dan 5R serta melakukan *Good Mining Practices* yang berwawasan lingkungan dan fokus pada konservasi mineral.
- Dalam tanggung jawab Reklamasi dengan melakukan reklamasi darat dan laut yang diikuti dengan program keanekaragaman hayati lainnya

Kontribusi Tanggung Jawab Sosial Perusahaan

Data Realisasi Penyaluran TJSL 2020 – 9M 2024

Dalam Rp Juta

No.	Program	2020	2021	2022	2023	Plan FY2024	Real 9M 2024
1.	CSR	40.459	31.870	31.970	21.799	29.000	18.475
2.	Pendanaan Usaha Mikro & Kecil (PUMK)	19.121	22.438	1.180	10.000	10.000	5.000
Total Distribusi Dana CSR		59.580	54.308	33.150	31.799	39.000	23.475

Program Unggulan CSR

Program CSR

1. Tempat Pemancingan dan Taman Karang
2. Nanas Badau
3. Jaminan Sosial bagi Nelayan, Kelompok Rentan dan Disabilitas
4. Timah Mengajar, “Pemali Boarding School” dan Peningkatan Kompetensi Guru
5. Mitigasi Perubahan Iklim (Penanaman Mangrove)
6. Perbaikan infrastruktur dan sosial
7. Oto Sehat (Timah Sekawa) dan Program Kemunting (Kegiatan Menurunkan Stunting)
8. Peningkatan Kapasitas Masyarakat Adat “Orang Lom”
9. Literasi Guru
10. Program ERG tanggap bencana

Program PUMK

1. Penyaluran Pembiayaan UMK dengan BRI (Peraturan Kementerian BUMN)
2. Peningkatan Kompetensi dan Kapasitas UMK (pelatihan dan workshop)

75% Mitra Binaan Naik Kelas
Capaian 15 dari target 20

- 1 Sekilas Perseroan
- 2 Kinerja Operasi dan Keuangan
- 3 Komitmen terhadap ESG
- 4 Strategi Peningkatan Operasi dan Produksi**

Strategi Peningkatan Operasi dan Produksi



Terima Kasih

PT TIMAH Tbk

Kantor Pusat
Jl. Jenderal Sudirman 51
Pangkalpinang 33121, Indonesia

Kantor Perwakilan Jakarta
Jl. Medan Merdeka Timur No. 15
Jakarta Pusat 10110, Indonesia

T : +62 717 4258000 | E : investorrelation@pttimah.co.id