

Corporate Performance FY 2023 & Q1 2024 PT TIMAH Tbk

Analyst Meeting
May 6, 2024





Disclaimer:

This presentation contains various statements that can be considered as forward-looking statements so that the Company's actual results, implementation or achievements may differ from those obtained through forward-looking statements, which among others are the results of economic and political changes both nationally and internationally, changes in foreign exchange rates, changes in prices, demand and supply of commodity markets, changes in Company competition, changes in laws or regulations and accounting principles, policies and guidelines. And changes in assumptions used in making forward-looking statements.

1. Company Overview

About Company



Vision

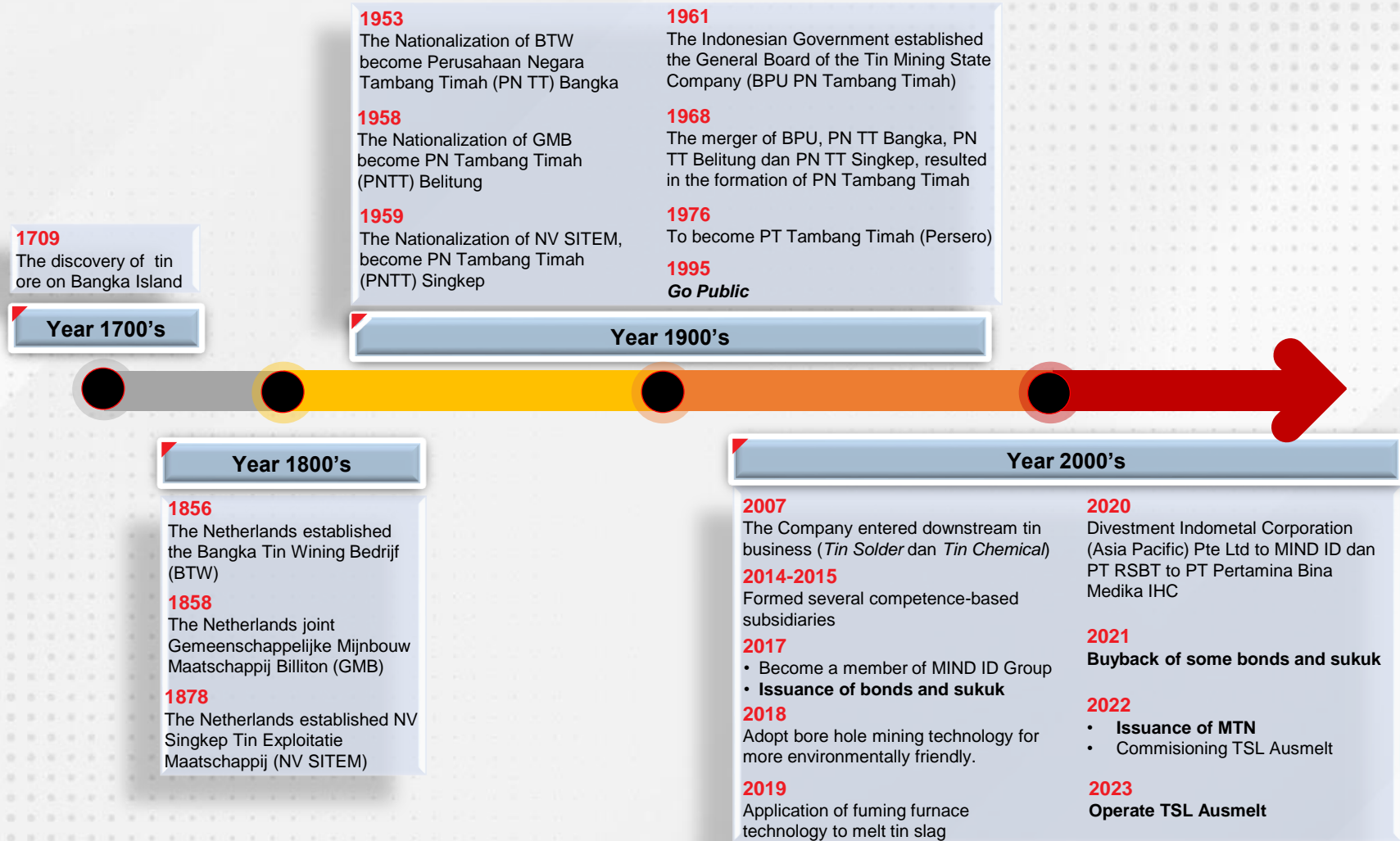
To be the world's leading environmentally friendly mining company



Mission

1. Building a resilient, excellent, and respectable human resources team.
2. Practicing a good and appropriate mining governance.
3. Optimizing the corporate value and contribution to shareholders while fulfilling social responsibility.

The Company Milestone



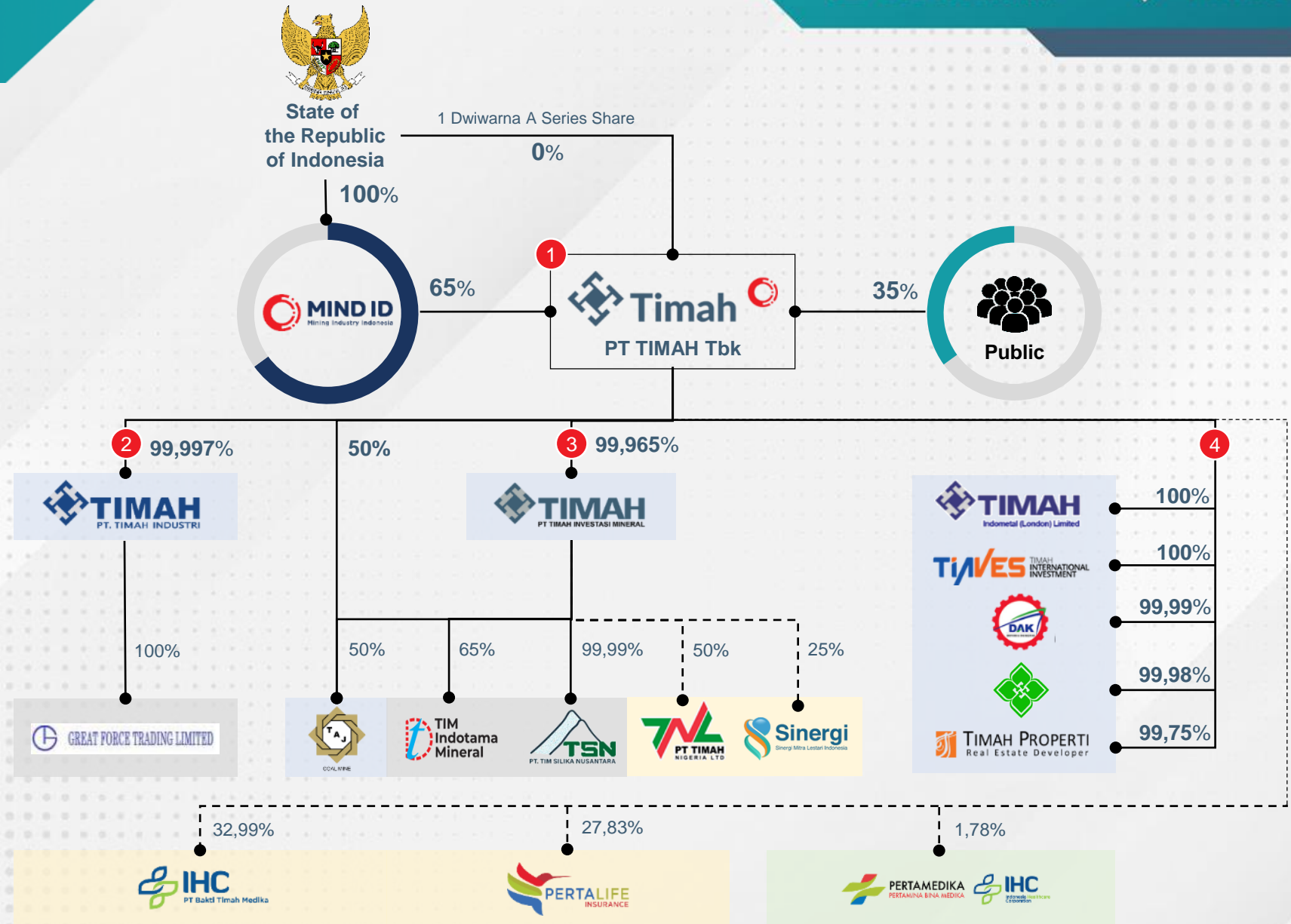
1. Company Overview

Group Structure

Business Line

- 1 Tin Mining
- 2 Tin Downstream
- 3 Non-Tin Mining
- 4 Competenced Based-Business

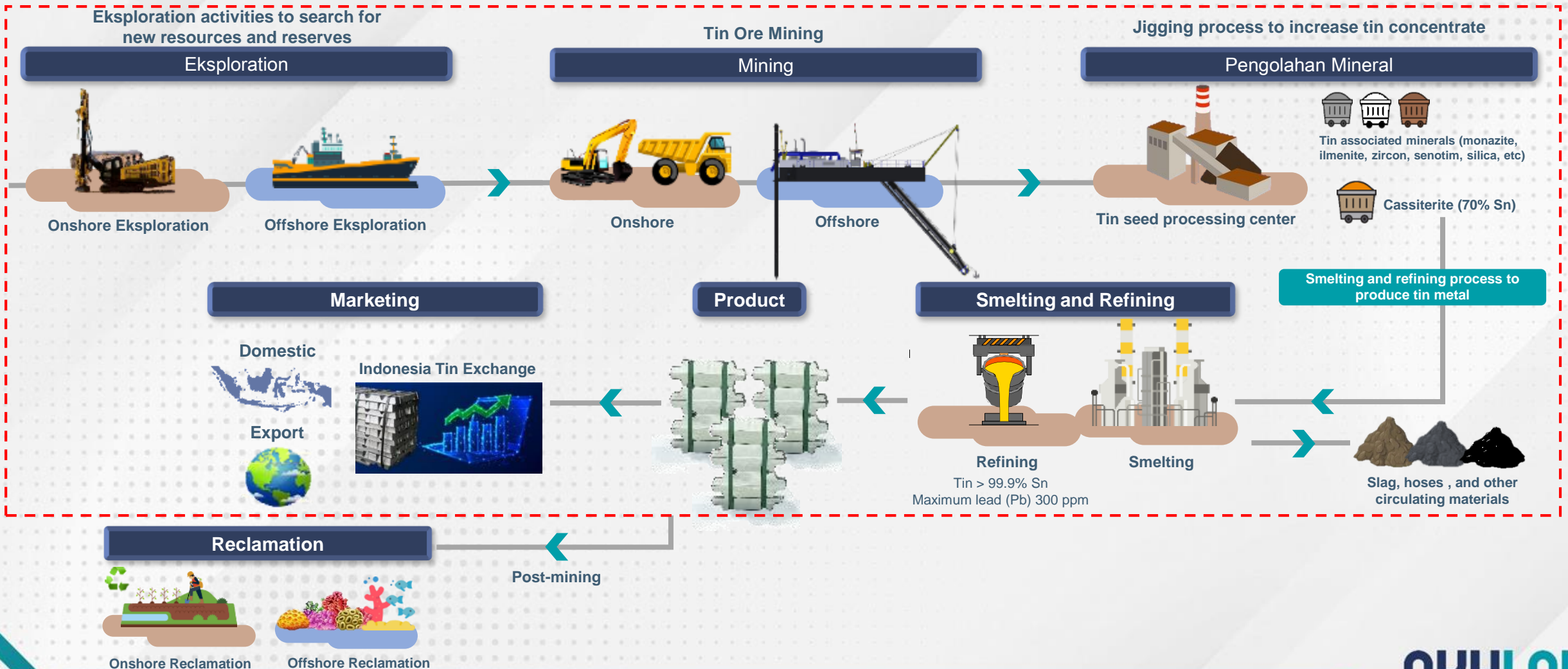
- Subsidiaries
- Indirect Subsidiaries
- Associated Entities
- Entities – Investment in shares



1. Company Overview

Business Process

Integrated Mining Activities in accordance with the Mandate of Good Mining Practice



1. Company Overview

Operational Area & Resources



- Tin mining, smelting and refining
- Silica sand mining
- Shipyard engineering and repair
- Agribusiness

Bangka Belitung Island

- PT TIMAH Tbk Head Office
- Production operation for North Bangka Region, South Bangka Region, Belitung Region
- Processing & Smelting Division
- PT Dok & Perkapalan Air Kantung
- PT Timah Agro Manunggal

Jakarta

- Representative Office
- PT Timah Investasi Mineral
- PT Timah Karya Persada Properti
- PT Tim Silika Nusantara
- PT Tim Indotama Mineral

Riau Island

Production Operation Kundur Region

Cilegon, Banten

PT Timah Industri

South Kalimantan

PT Tanjung Alam Jaya

Southeast Sulawesi

PT Timah Investasi Mineral

East Lombok

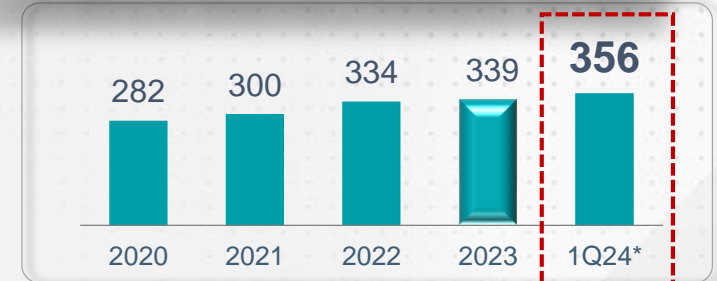
PT Dok & Perkapalan Air Kantung

Tin Mineral Resources (Thousand Ton Sn)



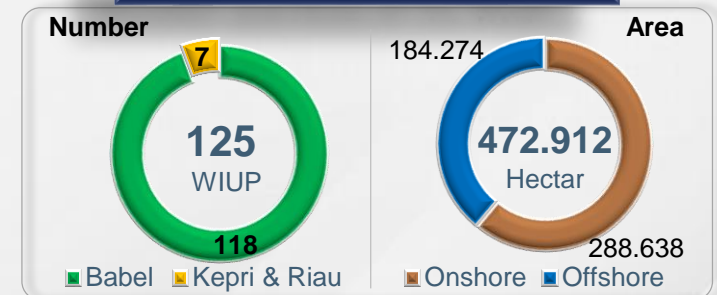
*Unverified by CPI

Tin Mineral Reserves (Thousand Ton Sn)



*Unverified by CPI

Number and Area of Tin WIUP









1. Company Overview

The Company's Tin Marketing Area








91% Export

9% Domestic

Asia 58%

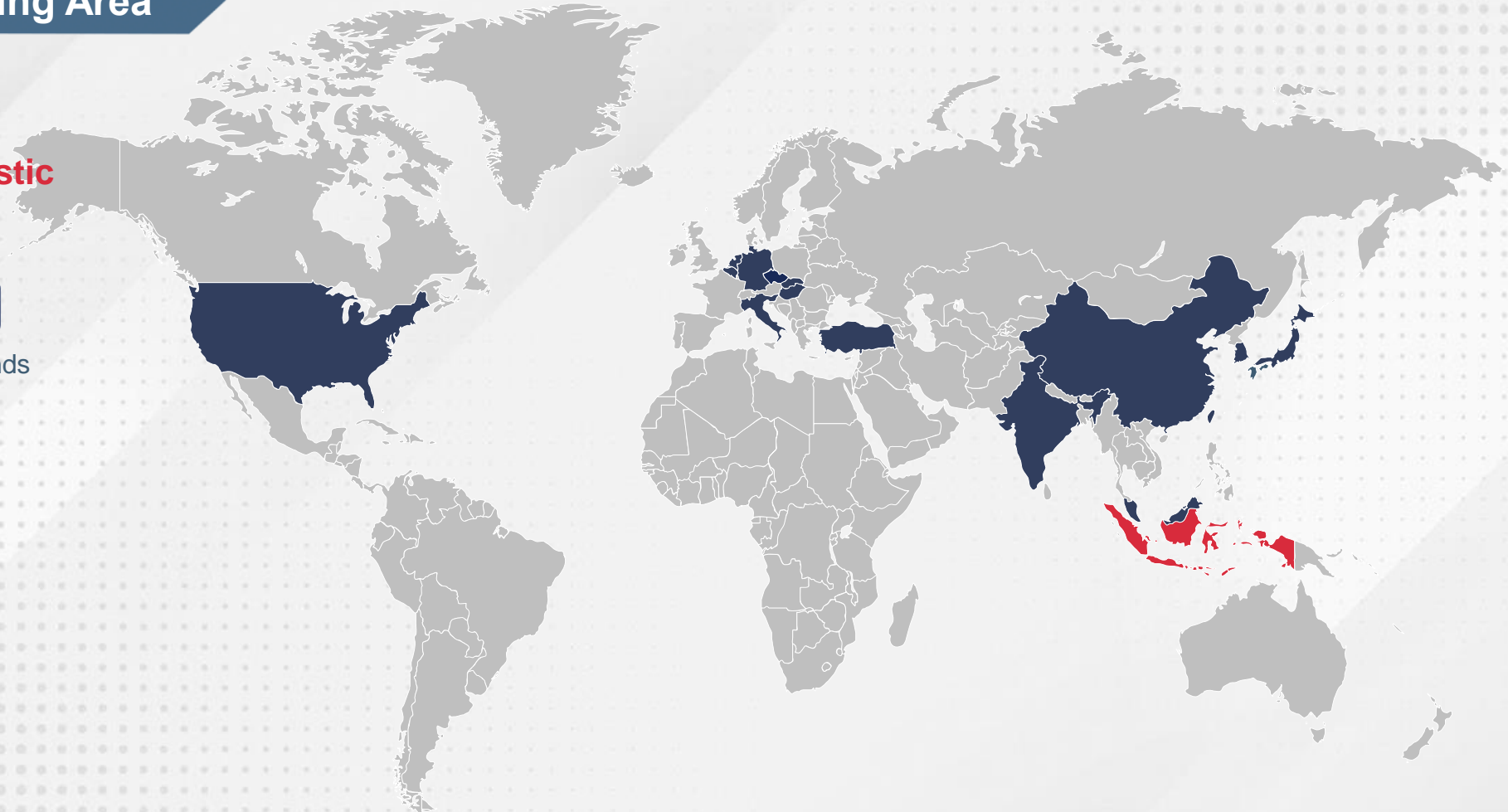
-  Singapore
-  South Korea
-  Japan
-  India
-  Taiwan
-  China

Europe 22%

-  Netherlands
-  Italy
-  Belgium
-  Hungary
-  Slovakia
-  Spanish
-  Turkey

America 11%

-  United States

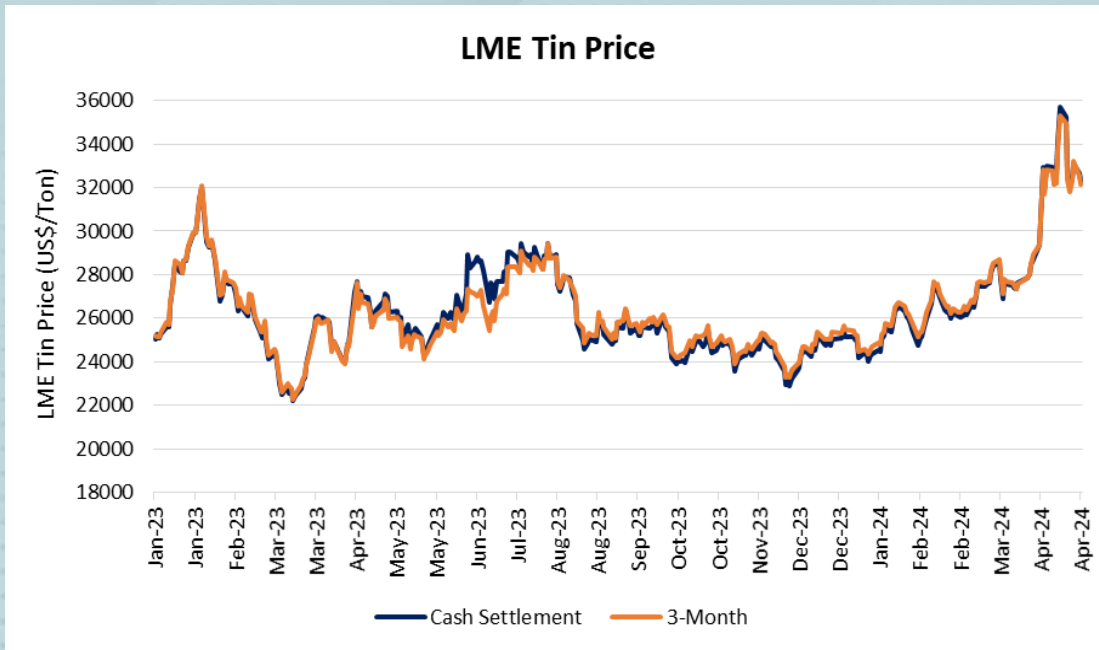


Source : Based on Internal Sales PT TIMAH Tbk Report (Jan-Mar 2024)

1. Company Overview

Global Tin Price

LME Tin Price, 2023 – April 2024



Until April 2024, average price of CSP tin metal on the LME rose 5,4% compared to the same period the previous year to \$27,638.10 per ton. Meanwhile, 3-month prices rose 5.7% to \$27,755.54 per ton.

Tin Price Forecasts 2024

Tin \$/mt		99) Browse	As Of 05/03/24
<input type="radio"/> Quarterly Forecast <input checked="" type="radio"/> Yearly Forecast			
Overview Curve Analysis Ranking			
Firms <input checked="" type="radio"/> Standard <input type="radio"/> Custom Rank All Updated Last 6 Months			
Consensus	Spot	As Of	2024
Median	04/29/24		26559.50
Mean	04/29/24		26629.53
High	04/29/24		28750.00
Low	04/29/24		23300.00
Forward	30970.00	05/03/24	30123.08

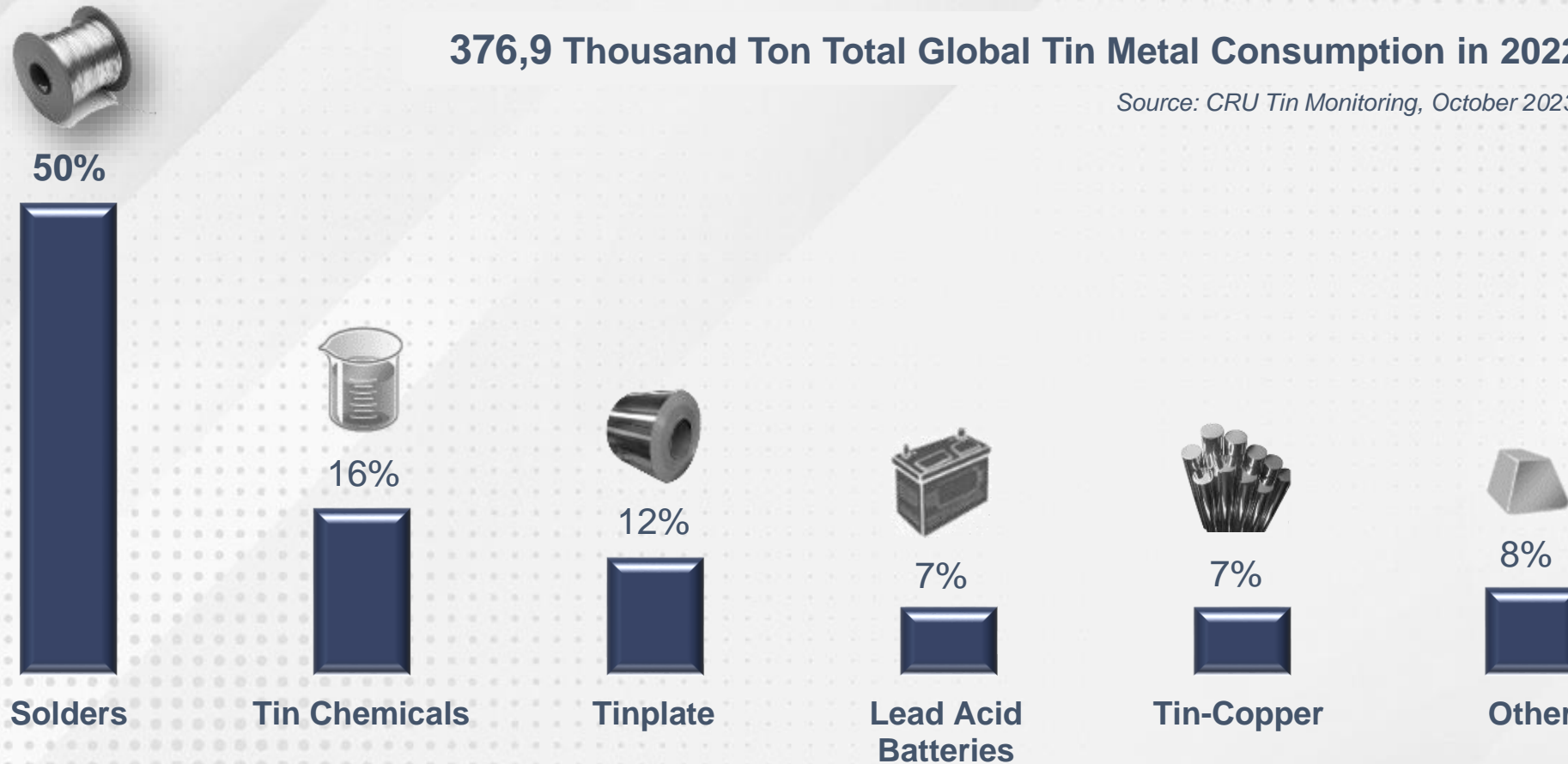
Based on Bloomberg data, the estimated price of tin in 2024 range between USD 23,000/Metric Ton and USD 30.000/Metric Ton. Electronic manufacturing activity, which is the main driver of tin demand, is expected to strengthen in 2024. on the fundamental side, the tightening tin market is driven by limited supply from Indonesia, Myanmar and the DRC.

1. Company Overview

Application of Global Tin Metal Usage

376,9 Thousand Ton Total Global Tin Metal Consumption in 2022

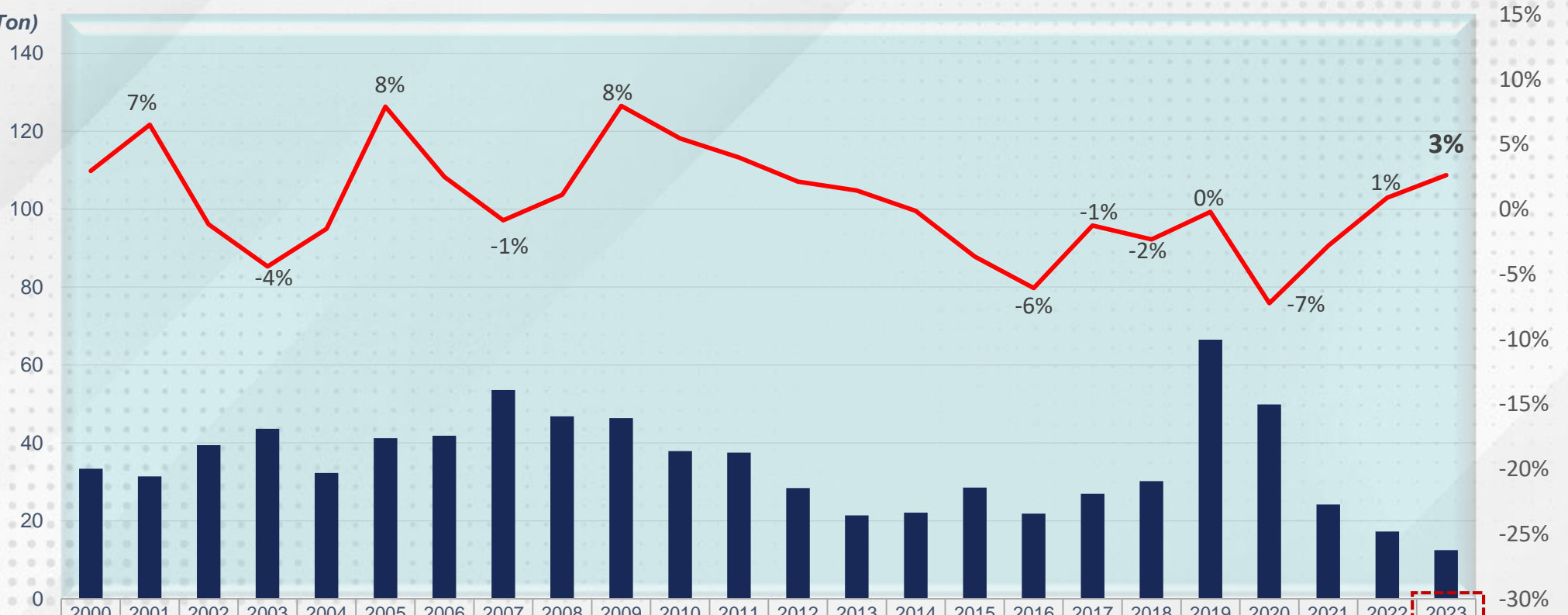
Source: CRU Tin Monitoring, October 2023



1. Company Overview

Global Production and Consumption of Tin Metal

(Thousand Ton)

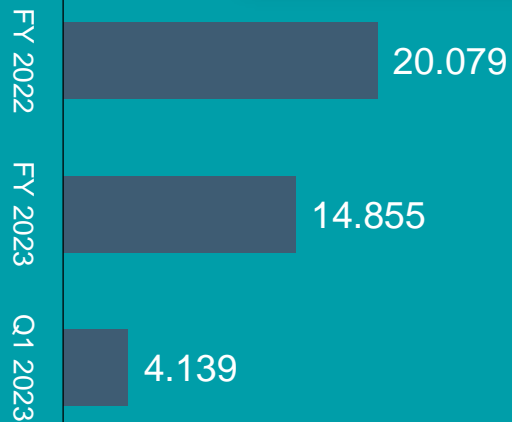


Export PT TIMAH Tbk (Thousand Ton)	33,4	31,4	39,5	43,7	32,3	41,2	41,9	53,6	46,9	46,4	38,0	37,6	28,4	21,4	22,2	28,6	21,9	27,0	30,2	66,5	49,9	24,3	17,3	12,5
Global Production (Thousand Ton)	281,4	293,0	281,5	288,9	321,8	361,1	372,6	369,6	354,7	350,2	369,4	368,2	350,8	353,7	364,3	346,7	352,5	381,5	386,5	367,8	339,6	380,2	380,3	370,1
Global Consumption (Thousand Ton)	273,1	273,9	284,8	301,6	326,7	332,6	363,3	372,7	350,7	322,3	349,3	353,5	343,4	348,6	364,8	359,3	373,9	386,2	395,5	368,5	364,2	390,8	376,9	360,4
Global Tin GAP Supply & Demand	3%	7%	-1%	-4%	-2%	8%	2%	-1%	1%	8%	5%	4%	2%	1%	0%	-4%	-6%	-1%	-2%	0%	-7%	-3%	1%	3%

2. Operational and Financial Performance

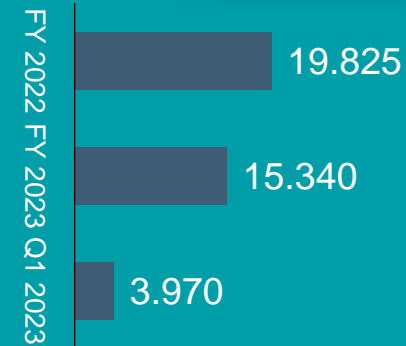
Operational Performance (1/2)

Tin Ore Production (Ton Sn)



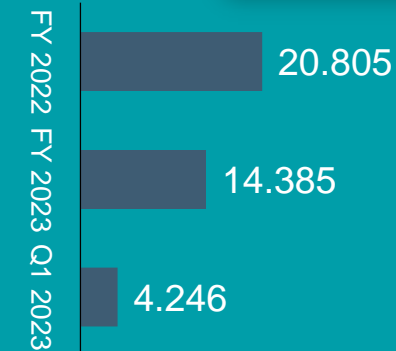
Q1 2024
5.360
 ↑ 29,5% yoy

Tin Production (Metric Ton)



Q1 2024
4.475
 ↑ 12,7% yoy

Tin Sales (Metric Ton)

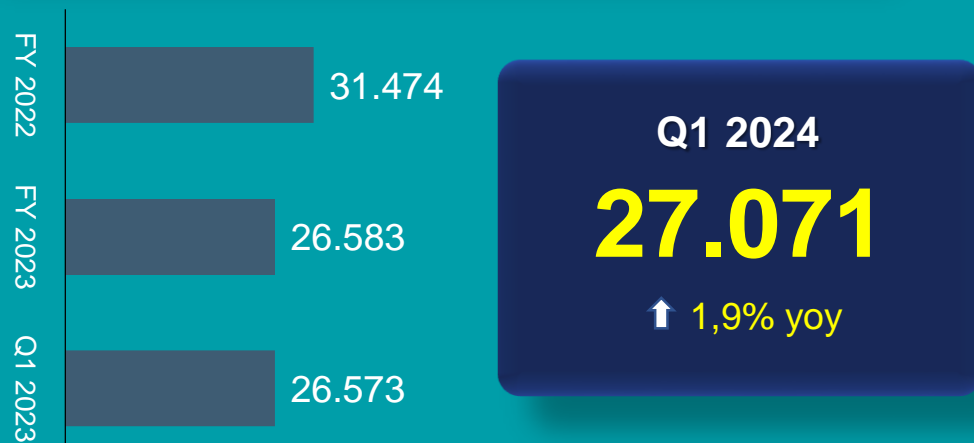


Q1 2024
3.524
 ↓ 17% yoy

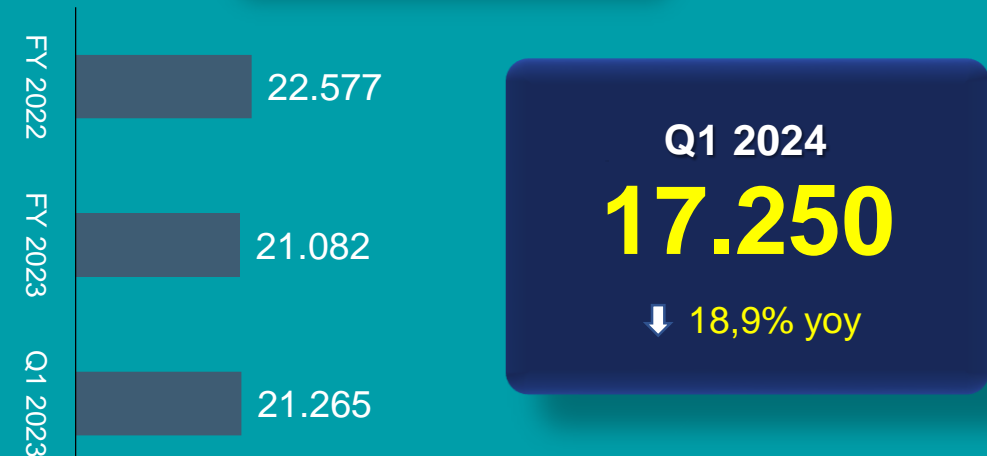
2. Operational and Financial Performance

Operational Performance (2/2)

Average of Tin Selling Price (USD per Metric Ton)



Cash Cost (USD/Ton)*

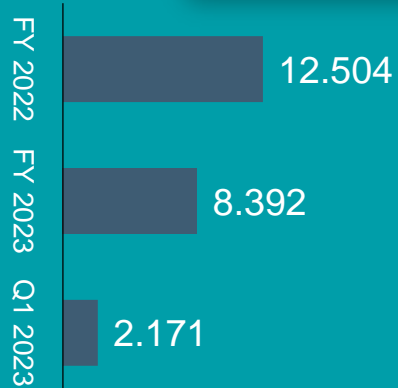


* Cash Cost of Tin Metal

2. Operational and Financial Performance

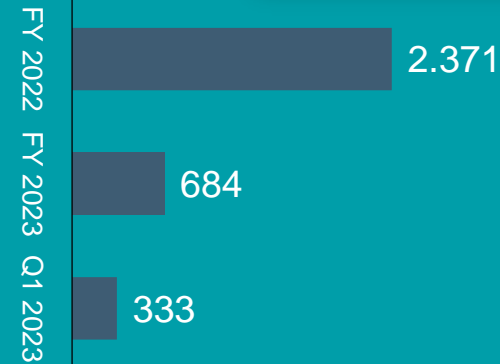
Financial Performance

Revenue (Billion Rupiah)



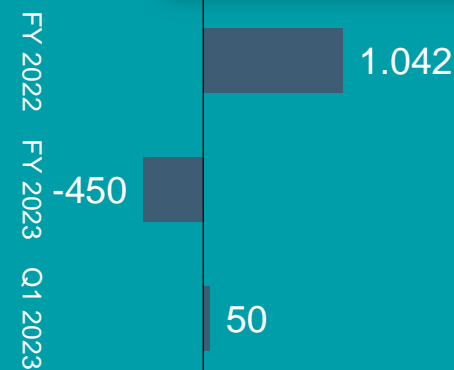
Q1 2024
2.057
 ↓ 5,3% yoy

EBITDA (Billion Rupiah)



Q1 2024
335
 ↑ 0,6% yoy

Net Profit/(Loss) (Billion Rupiah)



Q1 2024
30
 ↓ 41,2% yoy

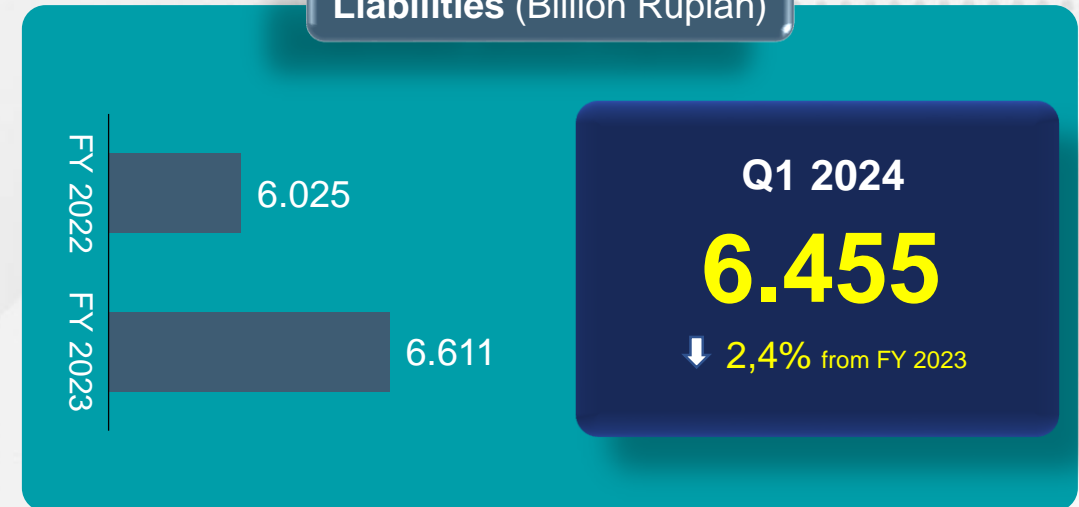
2. Operational and Financial Performance

Balance Sheet

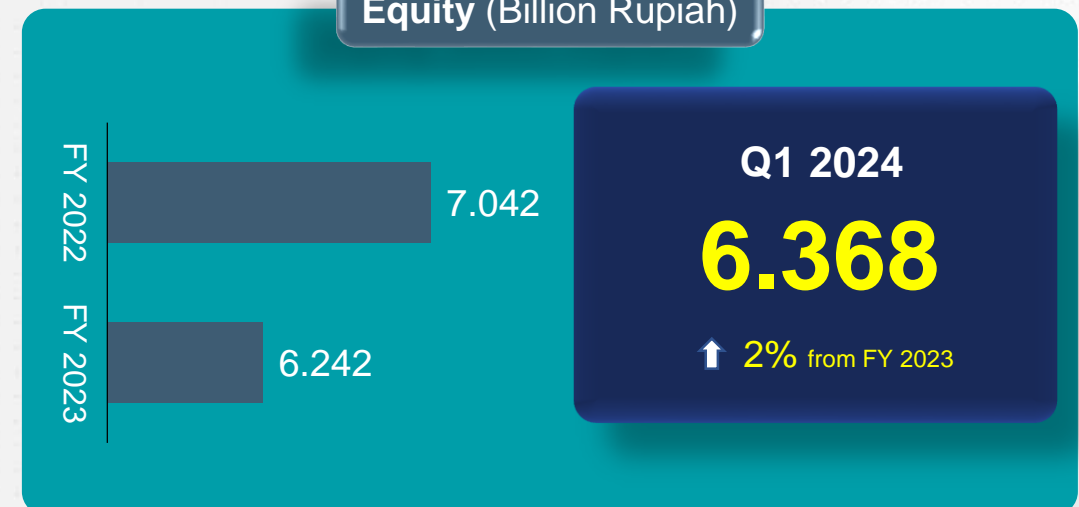
Asset (Billion Rupiah)



Liabilities (Billion Rupiah)



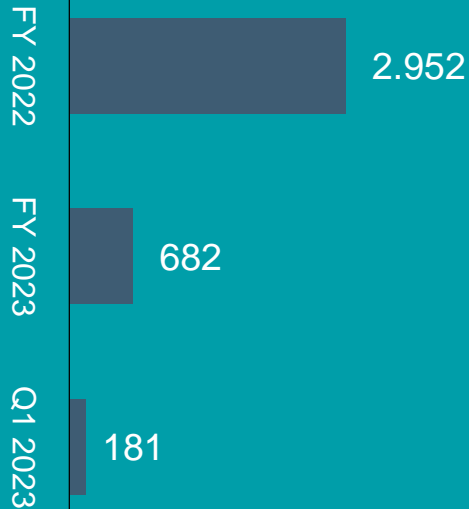
Equity (Billion Rupiah)



2. Operational and Financial Performance

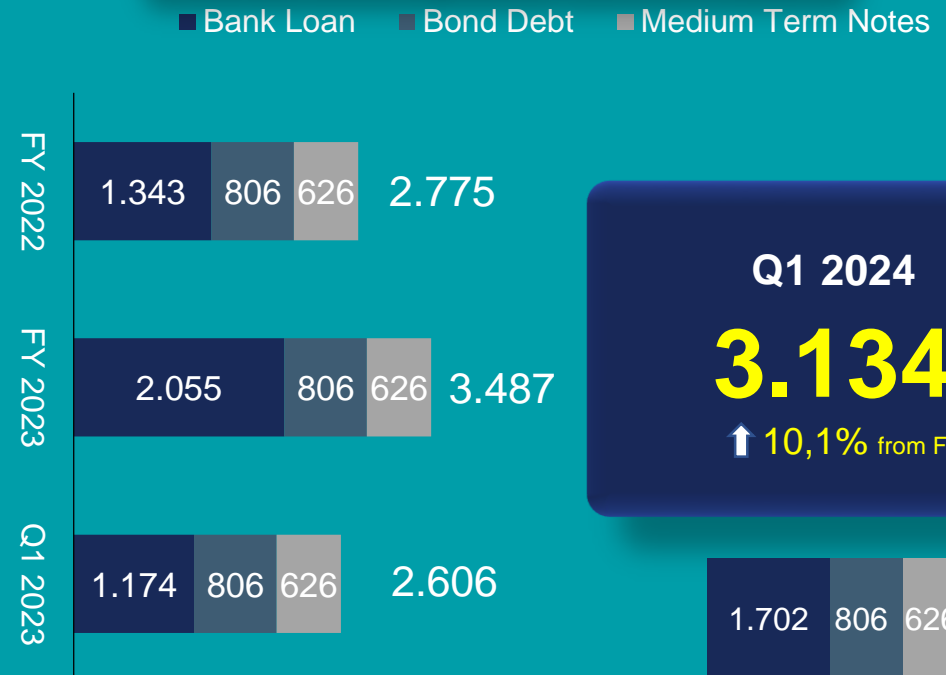
Cash Flow from Operation Activities and Interest Bearing Debt

Cash Flow from Operation Activities (Billion Rupiah)

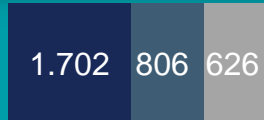


Q1 2024
-261
 ↓ 244% yoy

Interest Bearing Debt * (Billion Rupiah)



Q1 2024
3.134
 ↑ 10,1% from FY 2023



*) Exclude Supplier Financing

3. Commitment to ESG

Environmental, Social and Governance (1/3)

Environmental



Onshore and Offshore Reclamation

- In FY23, onshore reclamation realization reached 75% and offshore reclamation reached 86%.
- In 1Q24 onshore reclamation realization reached 2.48%.

Resources Efficiencies

- GHG emission: 37.399 Ton CO₂ (FY23) & 6.959 Ton CO₂ (1Q24);
- 3R non-hazardous sold waste: 53.890 Ton (FY23) & 10,097 Ton (1Q24);
- Reduction & utilization hazardous waste: 2.910 Ton (FY23) & 20,036 Ton (1Q24);
- Water conservation: 63.300 M³ (FY23) & 20.889 M³ (1Q24).

Biodiversity Conservation

Conservation of terrestrial biota in Bangka, Belitung & Kunder as well as marine biota in Bangka & Kunder.

Eco-Social Innovation

Integrated polyculture in Kunder and integrated agriculture in Belitung & Bangka.

Penilaian Lingkungan

- Decarbonization Roadmap of 2030 : 12.523,46 tCO₂e;
- Life Cycle Assessment : 3,8 tCO₂e/Mton.

3. Commitment to ESG

Environmental, Social and Governance (2/3)

Social

Female Management

- 20% Female Directors from total of Board of Directors;
- 12% Female Employees from total BOD-1;
- Implementing the **Women in Tins program** to continue to increase the role of women in Company management;
- 24 Disabled Employees.

Community Investment Program

The Company has distributed IDR31.8 billion in 2023 and IDR6 billion in Q1 2024 for CSR activities involving more than 55,431 people in 2023 and 907 people in Q1 2024 include individual and community.

Health and Safety

Apply the golden rule in mining operations to achieve *net zero fatality*.



3. Commitment to ESG

Environmental, Social and Governance (3/3)



Governance

Anti Corruption and Gratification Control

This commitment is realized by obtaining ISO 37001:2016 Anti-Bribery Management System (SMAP).

Risk Management in Sustainability Implementation

To held strategic programs to keep sustainability goals in areas such HSE, Social Responsibilities, Operational Excellence with committed programs.

3. Commitment to ESG

Corporate Social Responsibility Contribution

CSR Distribution Realization Data 2020 – Q1 2024

In Million Rupiah

No.	Program	2020	2021	2022	2023	Plan FY2024	Real Q1 2024
1.	CSR	40,459	31,870	3,970	21,799	29,000	3,510
2.	Micro Small Enterprise (MSE) Funding	19,121	22,438	1,180	10,000	10,000	2,500
Total Distribution of CSR Funds		59,580	54,308	33,150	31,799	39,000	6,010

CSR Flagship Program

CSR Program

1. Fishing Ground and Coral Garden
2. Badau Pineapple
3. Social Security for Fisherman, Vulnerable Groups and Disabilities
4. Timah Teaching, “Pemali Boarding School” and Teacher Competency Improvement
5. Climate Change Mitigation (Mangrove Planting)
6. Infrastructure and social improvement
7. Oto Sehat (Timah Sekawa) and Kemunting Program (Activities to Reduce Stunting)
8. Capacity Building for Indigenous People “Orang Lom”
9. Teacher Literacy
10. Disaster response ERG Program

MSE Funding Program

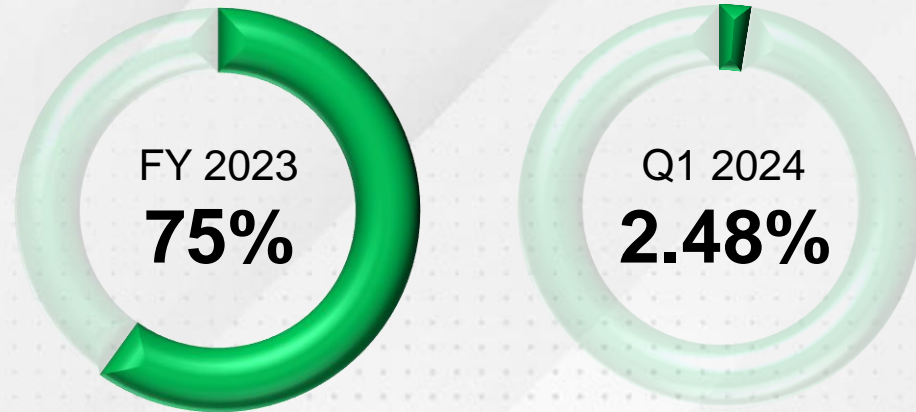
1. MSE Funding Distribution with BRI (Regulation from Ministry of BUMN)
2. MSE Competency and Capacity Building (training and workshops)

20% Fostered Partners Upgrade
Achieved 5 of the target 20

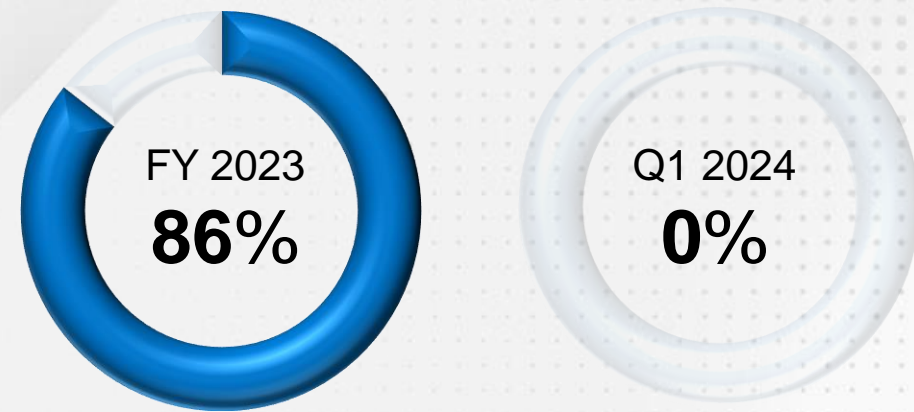
3. Commitment to ESG

Contribution of Corporate Environmental Management Responsibility

Onshore Reclamation



Offshore Reclamation



No.	Wilayah IUP	Area (Ha)			
		Plan FY 2023	Real FY 2023	Plan FY 2024	Real Q1 2024
1.	Bangka	135	135	135	-
2.	Bangka Barat	59	59.01	59	-
3.	Bangka Tengah	12	12.50	11.5	9.85
4.	Bangka Selatan	8.5	5.28	7	-
5.	Belitung	26.5	26.50	25	-
6.	Belitung Timur	68	6.00	68	-
7.	Lintas Kabupaten	91	55.18	90	-
Total		400	299.47	396.5	9.85

No.	Details	Plan FY23	Real FY23	Plan FY24	Real 1Q24
1.	Mangrove Crab Restocking (crabs)	1,400	1,000	1,400	-
2.	Artificial Reef (unit)	1,920	1,920	400	-
3.	Abration Resistance (meter)	450	200	400	-
4.	Squid Restocking (squid)	20,000	289	20,000	-
5.	Mangrove Planting (trees)	7,500	-	12,500	-

The Relevance of TJS� Program to SDG's



3. Real income level or employment

SDG 8, 14

1. Fisherman's Catching Tools
2. Freshwater Fish Cultivation
3. Cultivating Snapper Fish and Suction Snails



6. Environment

1. Mangrove Planting
 2. Fishing Ground
 3. Coral Garden
- SDG 12,13,14



5. Social and Culture

1. Indigenous Preservation (Mapor Indigenous People)
 2. Religious Infrastructure
 3. Groceries
- SDG 1,2,8,11



4. Economic Independence

1. Salt Program
 2. Badau Pineapple
 3. Chili Cultivation
- SDG 8



7. Formation of community institutions

Social Security of Fisherman & Vulnerable Group (BPJS of Employment)



2. Health

1. Healthy Car
2. Community medicine
3. Stunting Health Outreach (Kemunting)



1. Education

1. Pemali Boarding School
2. Teacher Literacy
3. School Infrastructure



8. Infrastructure development that supports PPM

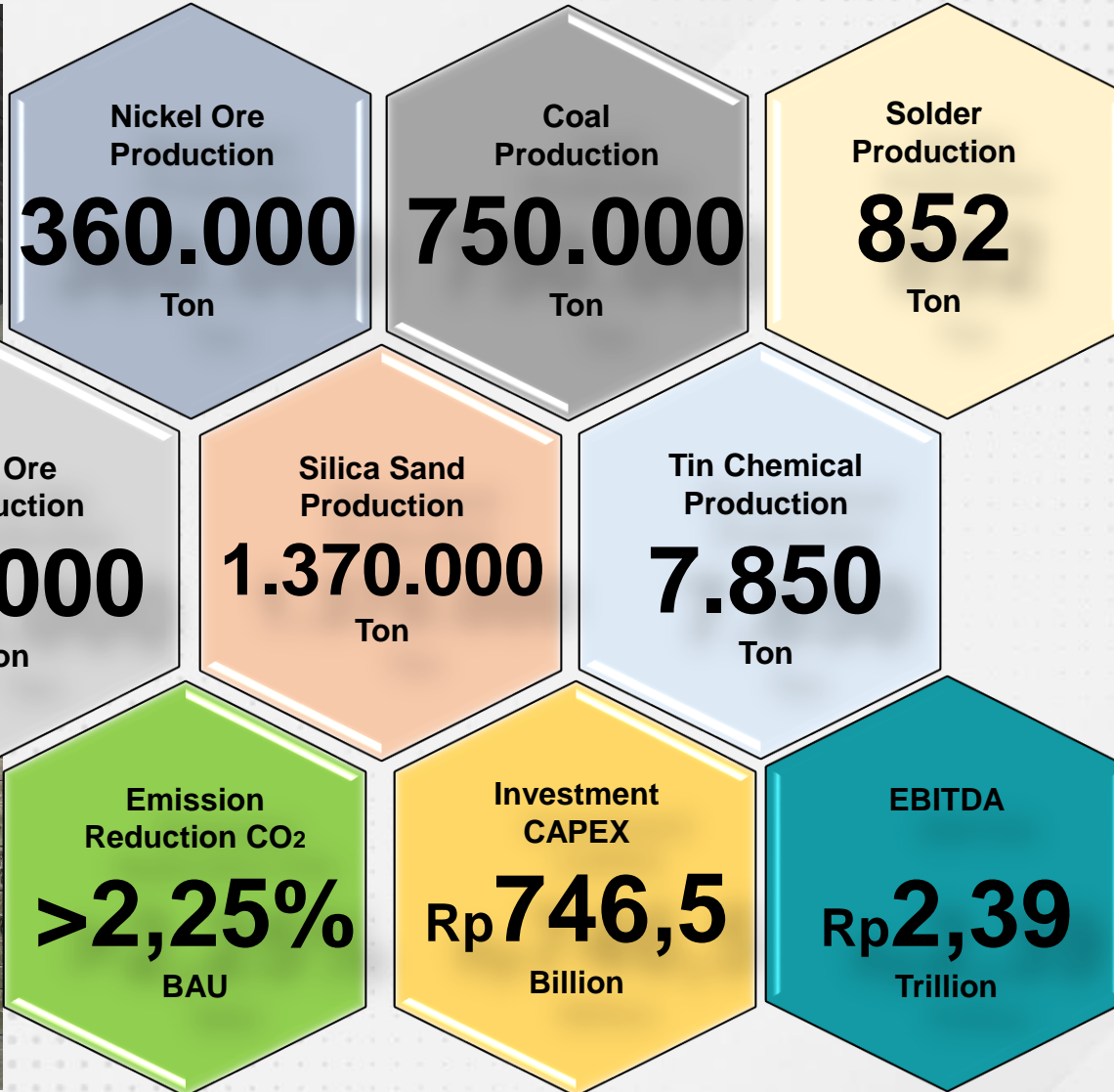
MCK construction



4. Improvement Strategy of Operations and Production



Company Target 2024



Penghargaan di Tahun 2023



Subroto Award

Taxpayer category with the highest level of PNPB payment compliance from the Ministry of Energy and Mineral Resources



GMP Award

With nine awards in the Main and Primary categories from the Ministry of Energy and Mineral Resources



ASEAN Mineral Awards

1st Runner Up Best Practices in Sustainable Mineral Development
Mineral Distribution - Metallic



DEN Award

commitment in the Utilization of Clean Energy category from the National Energy Council



Gold Rank Award

in the Asia Sustainability Reporting Rating from National Center for Sustainability Reporting

- GOLD PROPER EMAS from the Riau Islands Provincial Government
- Mineral Commodity Company Mining Safety Innovation Award from the Ministry of Energy and Mineral Resources
- Digital Technology & Innovation Award 2023 as Best Digital Transformation 2023 (MINING INDUSTRIES)
- BUMN Archives Management Based on 2022 Archives Supervision Results and Accreditation Qualifications. The Archives Unit is accredited for archival management with AA 'Special' Qualification from the National Archives of the Republic of Indonesia (ANRI)

- Top 50 Middle Capitalization Public Listed Company (Mid Cap PCLS) with the best corporate governance practices in the CG Best Overall category from Indonesian Institute for Corporate Directorship (IICD)
- Top GRC Awards 2023 4 Stars and The Most Committed GRC Leaders 2023 (President Director of PT Timah Tbk, Ahmad Dani Virsal) from Top Business
- Appreciation for PT Timah Tbk's Participation, Care and Consistency in Implementing TJSL and CSR Programs from the Belitung Regency Government
- Best CSR Award 2023 from The Economics

Thank You

PT TIMAH Tbk

Head Office
Jl. Jenderal Sudirman 51
Pangkalpinang 33121, Indonesia

Representative Office
Jl. Medan Merdeka Timur No. 15
Jakarta Pusat 10110, Indonesia

T : +62 717 4258000 | E : investorrelation@pttimah.co.id

2024

Kinerja Perseroan FY 2023 & Q1 2024 PT TIMAH Tbk

Analyst Meeting
6 Mei 2024





Disclaimer:

Pemaparan ini memuat berbagai pernyataan yang dapat dianggap sebagai pernyataan berwawasan ke depan sehingga hasil, pelaksanaan atau pencapaian Perseroan yang sebenarnya dapat berbeda dengan yang diperoleh melalui pernyataan berwawasan ke depan, yang antara lain merupakan hasil dari perubahan ekonomi dan politik baik secara nasional dan internasional, perubahan kurs valuta asing, perubahan harga, permintaan dan penawaran pasar komoditas, perubahan persaingan Perusahaan, perubahan undang-undang atau peraturan dan prinsip akuntansi, kebijakan dan pedoman. dan perubahan asumsi yang digunakan dalam membuat pernyataan berwawasan ke depan.

1. Sekilas Perseroan

Tentang Perseroan



Visi

Menjadi Perusahaan pertambangan terkemuka di dunia yang ramah lingkungan



Misi

1. Membangun sumber daya manusia yang tangguh, unggul dan bermartabat.
2. Melaksanakan tata kelola penambangan yang baik dan benar.
3. Mengoptimalkan nilai Perusahaan dan kontribusi terhadap pemegang saham serta tanggung jawab sosial

Jejak Langkah Perseroan

1709
Penemuan bijih timah di Pulau Bangka

Tahun 1700-an

1953
Nasionalisasi BTW, menjadi Perusahaan Negara Tambang Timah (PN TT) Bangka

1958
Nasionalisasi GMB, menjadi PN Tambang Timah (PN TT) Belitung

1959
Nasionalisasi NV SITEM, menjadi PN Tambang Timah (PN TT) Singkep

1961
Pemerintah Indonesia mendirikan Badan Pimpinan Umum Perusahaan Tambang Timah Negara (BPU Timah)

1968
Merger BPU, PN TT Bangka, PN TT Belitung dan PN TT Singkep, menjadi PN Tambang Timah

1976
Menjadi PT Tambang Timah (Persero)

1995
Go Public

Tahun 1900-an

Tahun 1800-an

1856
Belanda mendirikan Banka Tin Winning Bedrijf (BTW)

1858
Belanda mendirikan Gemeenschappelijke Mijnbouw Maatschappij Billiton (GMB)

1878
Belanda mendirikan NV Singkep Tin Exploitatie Maatschappij (NV SITEM)

Tahun 2000-an

2007
Masuk ke bisnis hilir timah (*Tin Solder* dan *Tin Chemical*)

2014 - 2015
Membentuk beberapa anak perusahaan yang berbasis kompetensi

2017
• Menjadi anggota Grup MIND ID
• Penerbitan obligasi dan sukuk

2018
Adopsi teknologi *bore hole mining* yang lebih ramah lingkungan.

2019
Penerapan teknologi *fuming furnace* untuk melebur *tin slag*

2020
Divestasi Indometal Corporation (Asia Pacific) Pte Ltd kepada MIND ID dan PT RSBT kepada PT Pertamina Bina Medika IHC

2021
Pembelian kembali (*buyback*) sebagian obligasi dan sukuk

2022
• Penerbitan MTN
• Commissioning TSL Ausmelt

2023
Operasional TSL Ausmelt

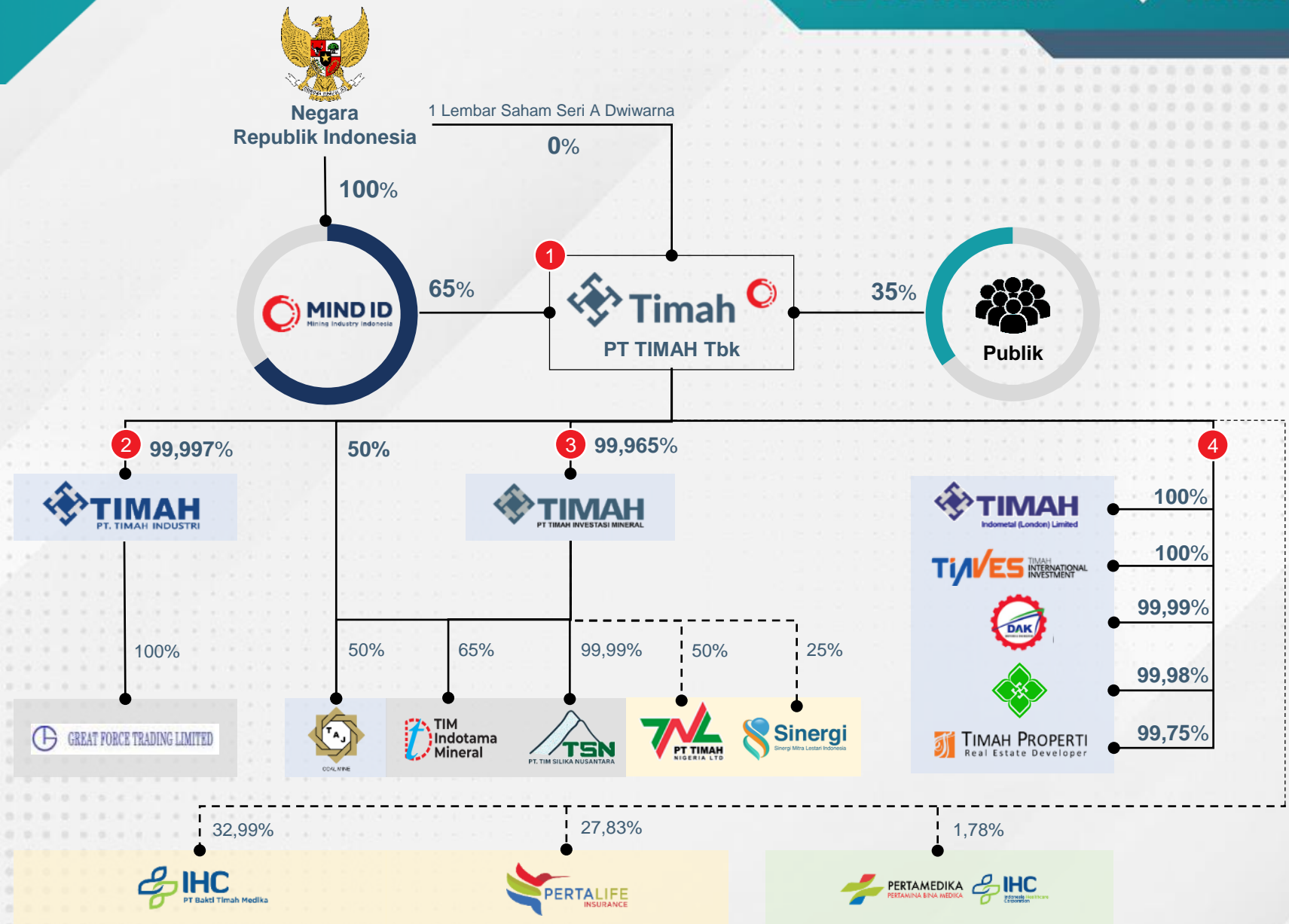
1. Sekilas Perseroan

Struktur Grup

Lini Bisnis

- 1 Penambangan Timah
- 2 Hilirisasi Timah
- 3 Penambangan Non-Timah
- 4 Bisnis Berbasis Kompetensi

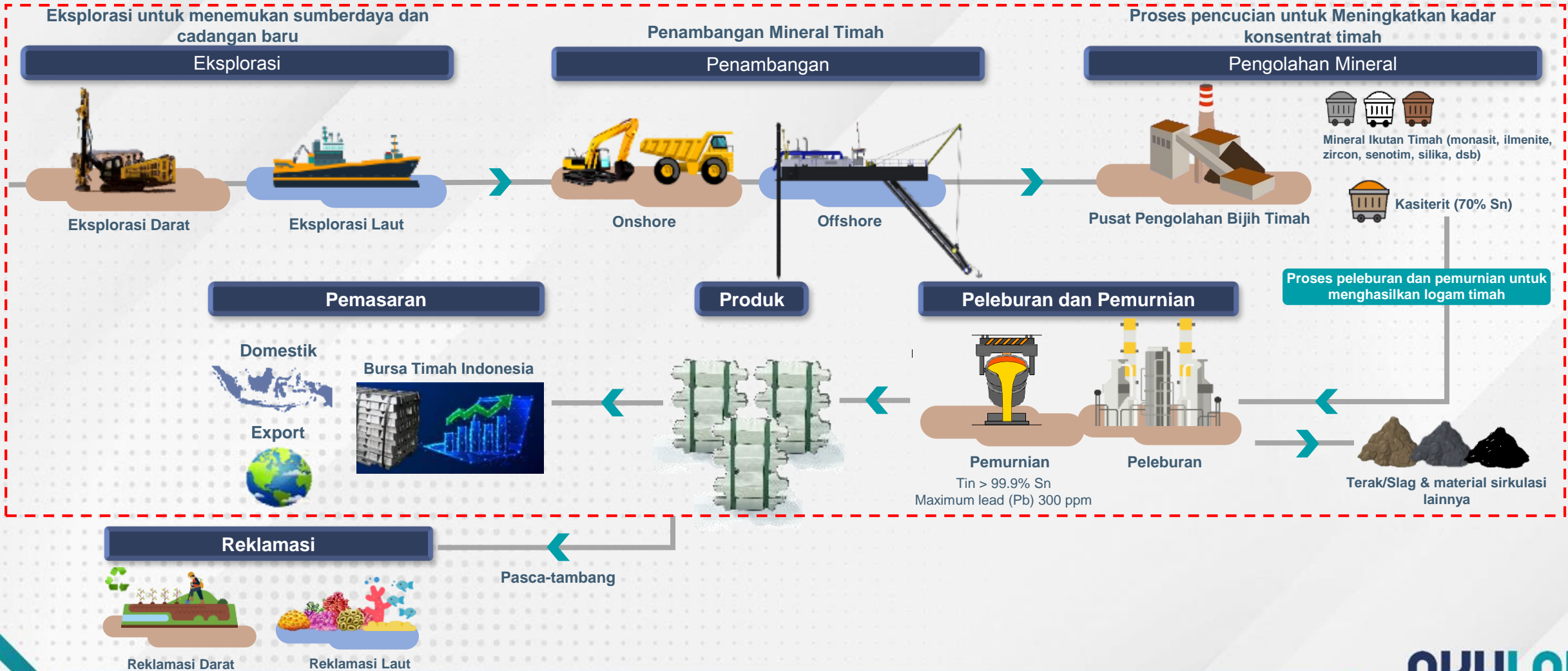
- Entitas Anak
- Entitas Anak Tidak Langsung
- Entitas Asosiasi
- Entitas – Investasi Penyertaan Saham



1. Sekilas Perseroan

Proses Bisnis

Kegiatan pertambangan yang terintegrasi dengan menerapkan *Good Mining Practice*



1. Sekilas Perseroan

Wilayah Operasi & Sumberdaya



- Penambangan dan Peleburan Timah
- Penambangan Pasir Silika
- Teknik dan perbaikan galangan kapal
- Agrobisnis

Kepulauan Bangka Belitung

- Kantor Pusat PT TIMAH Tbk
- Operasi Produksi Wilayah Bangka Utara, Wilayah Bangka Selatan, Wilayah Belitung
- Divisi Pengolahan & Peleburan
- PT Dok & Perkapalan Air Kantung
- PT Timah Agro Manunggal

Jakarta

- Kantor Perwakilan Jakarta
- PT Timah Investasi Mineral
- PT Timah Karya Persada Properti
- PT Tim Silika Nusantara
- PT Tim Indotama Mineral

Kepulauan Riau

- Operasi Produksi Wilayah Kundur

Cilegon, Banten

- PT Timah Industri

Kalimantan Selatan

- PT Tanjung Alam Jaya

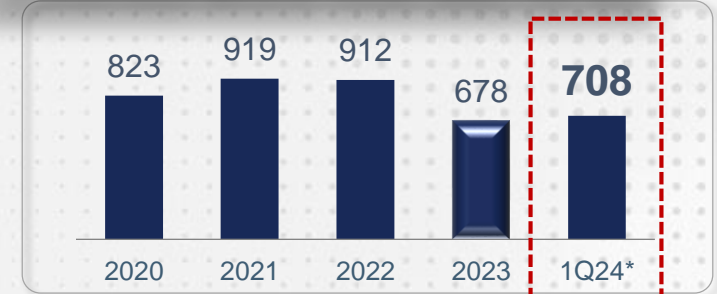
Sulawesi Tenggara

- PT Timah Investasi Mineral

Lombok Timur

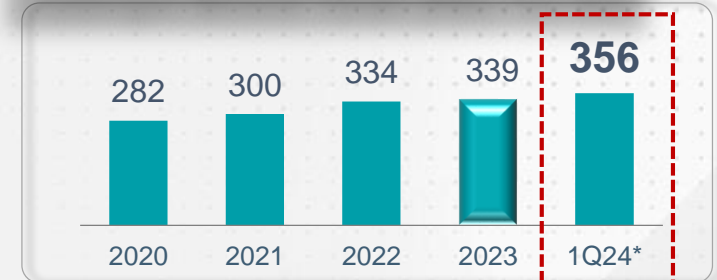
- PT Dok & Perkapalan Air Kantung

Sumberdaya Mineral Timah (Ribu Ton Sn)



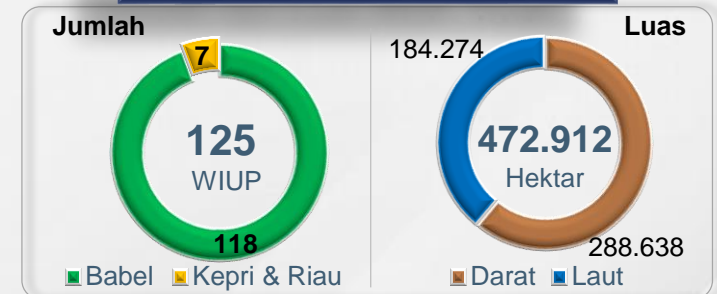
*Belum terverifikasi oleh CPI

Cadangan Mineral Timah (Ribu Ton Sn)



*Belum terverifikasi oleh CPI

Jumlah dan Luas WIUP Timah









1. Sekilas Perseroan

Wilayah Pemasaran Logam Timah








91% Ekspor

9% Domestik

Asia 58%

-  Singapura
-  Korea Selatan
-  Jepang
-  India
-  Taiwan
-  China

Eropa 22%

-  Belanda
-  Italia
-  Belgia
-  Hungaria
-  Slovakia
-  Spanyol
-  Turki

Amerika 11%

-  Amerika Serikat

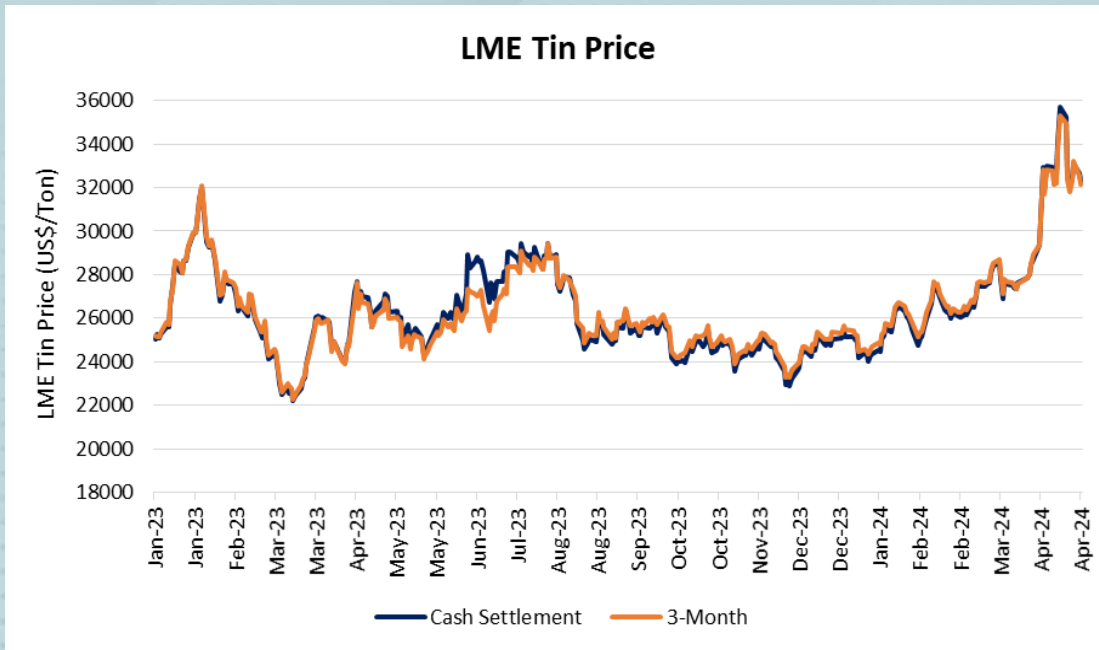


Sumber : Berdasarkan Laporan Penjualan Internal PT TIMAH Tbk Report (Jan-Mar 2024)

1. Sekilas Perseroan

Harga Timah Global

Harga Timah LME, 2023 – April 2024



Sampai dengan April 2024, harga rata – rata logam timah CSP di LME naik 5,4% dibandingkan periode yang sama tahun sebelumnya menjadi \$27.638,10 per ton. Sedangkan harga 3-month naik 5,7% menjadi \$27.755,54 per ton.

Proyeksi Harga Timah 2024

Tin \$/mt		99) Browse	As Of 05/03/24
<input type="radio"/> Quarterly Forecast <input checked="" type="radio"/> Yearly Forecast			
Overview Curve Analysis Ranking			
Firms <input checked="" type="radio"/> Standard <input type="radio"/> Custom Rank All Updated Last 6 Months			
Consensus	Spot	As Of	2024
Median	04/29/24		26559.50
Mean	04/29/24		26629.53
High	04/29/24		28750.00
Low	04/29/24		23300.00
Forward	30970.00	05/03/24	30123.08

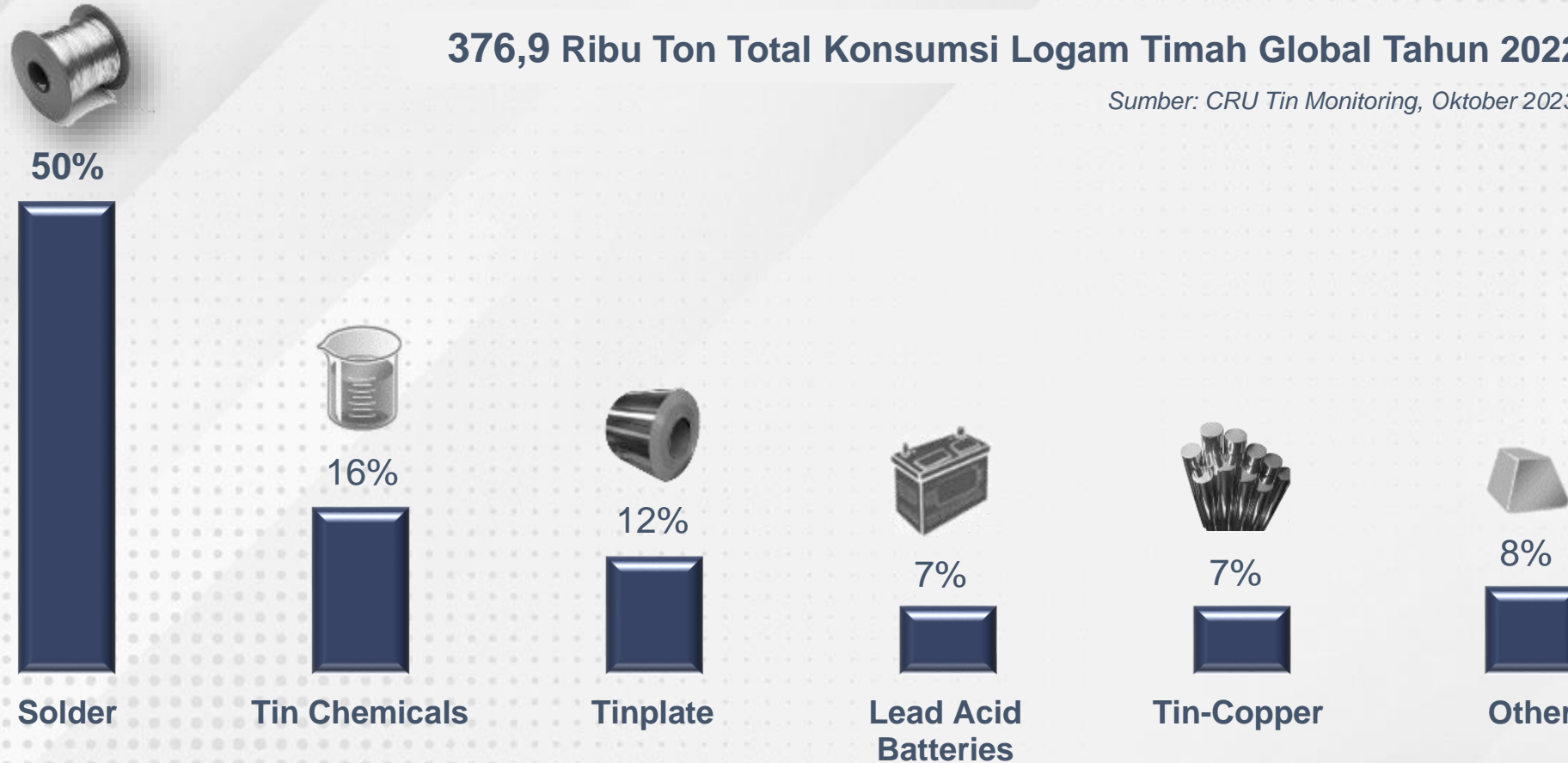
Berdasarkan data Bloomberg, perkiraan harga timah pada tahun 2024 berkisar antara USD 23.000/Ton hingga USD 30.000/Ton. Aktivitas manufaktur elektronik, yang merupakan pendorong utama permintaan timah diperkirakan akan menguat pada tahun 2024. Di sisi fundamental, pengetatan pasar timah didorong oleh terbatasnya pasokan dari Indonesia, Myanmar dan DRC.

1. Sekilas Perseroan

Aplikasi Penggunaan Logam Timah Global

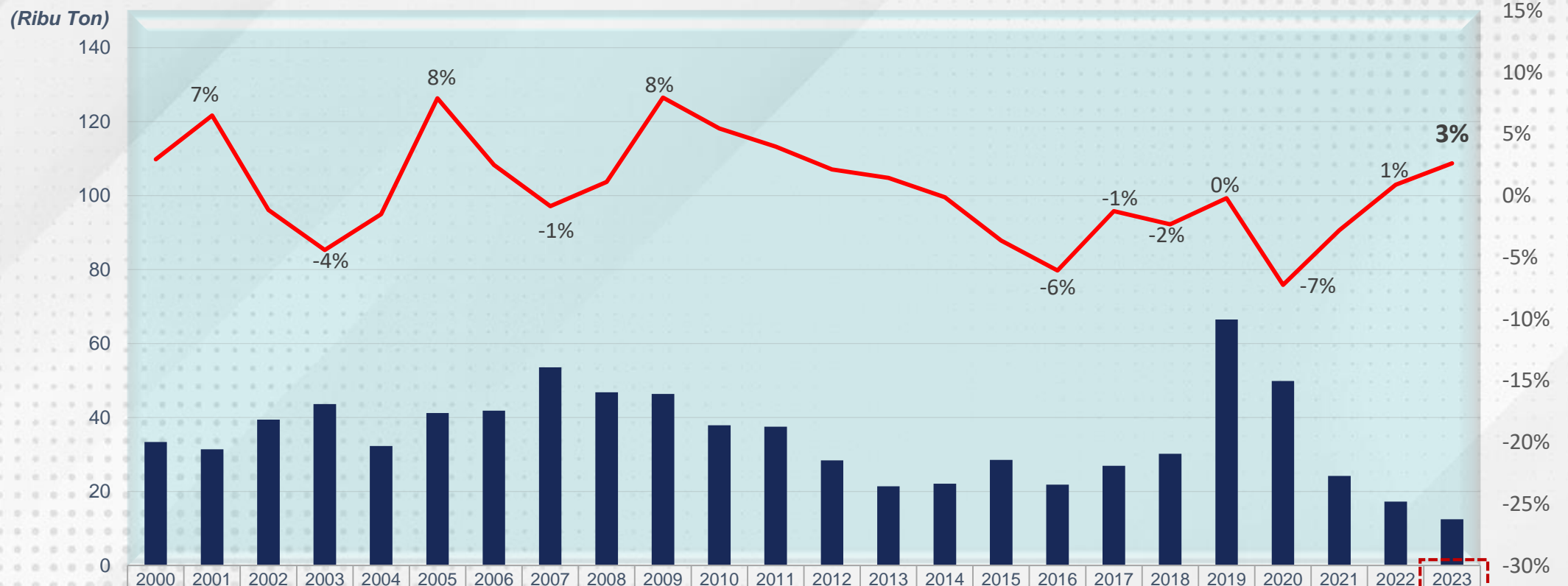
376,9 Ribu Ton Total Konsumsi Logam Timah Global Tahun 2022

Sumber: CRU Tin Monitoring, Oktober 2023



1. Sekilas Perseroan

Produksi dan Konsumsi Logam Timah Global

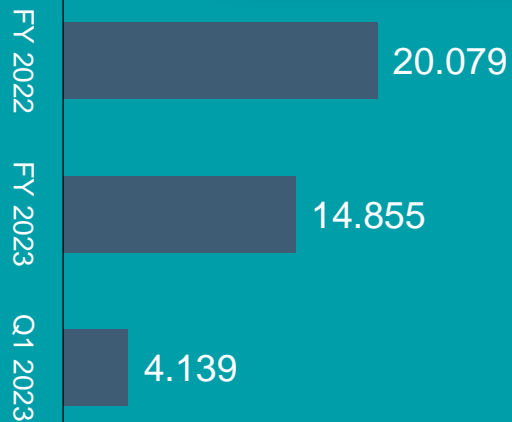


	2000	2001	2002	2003	2004	2005	2006	2007	2008	2009	2010	2011	2012	2013	2014	2015	2016	2017	2018	2019	2020	2021	2022	2023
Ekspor PT TIMAH Tbk (Ribu Ton)	33,4	31,4	39,5	43,7	32,3	41,2	41,9	53,6	46,9	46,4	38,0	37,6	28,4	21,4	22,2	28,6	21,9	27,0	30,2	66,5	49,9	24,3	17,3	12,5
Produksi Global (Ribu Ton)	281,4	293,0	281,5	288,9	321,8	361,1	372,6	369,6	354,7	350,2	369,4	368,2	350,8	353,7	364,3	346,7	352,5	381,5	386,5	367,8	339,6	380,2	380,3	370,1
Konsumsi Global (Ribu Ton)	273,1	273,9	284,8	301,6	326,7	332,6	363,3	372,7	350,7	322,3	349,3	353,5	343,4	348,6	364,8	359,3	373,9	386,2	395,5	368,5	364,2	390,8	376,9	360,4
GAP Supply & Demand Timah Global	3%	7%	-1%	-4%	-2%	8%	2%	-1%	1%	8%	5%	4%	2%	1%	0%	-4%	-6%	-1%	-2%	0%	-7%	-3%	1%	3%

2. Kinerja Operasi dan Keuangan

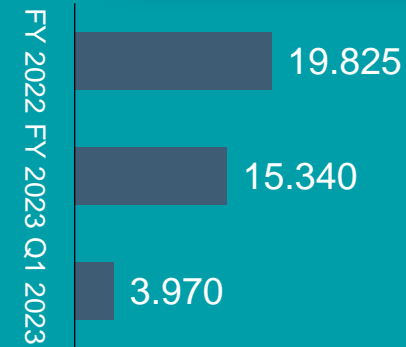
Kinerja Operasi (1/2)

Produksi Bijih Timah (Ton Sn)



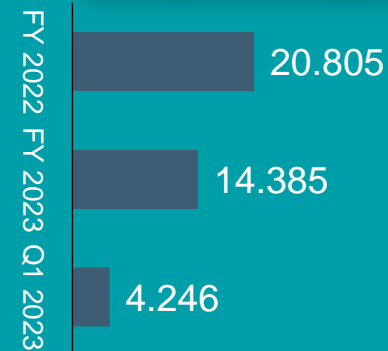
Q1 2024
5.360
↑ 29,5% yoy

Produksi Logam Timah (Metrik Ton)



Q1 2024
4.475
↑ 12,7% yoy

Penjualan Logam Timah (Metrik Ton)

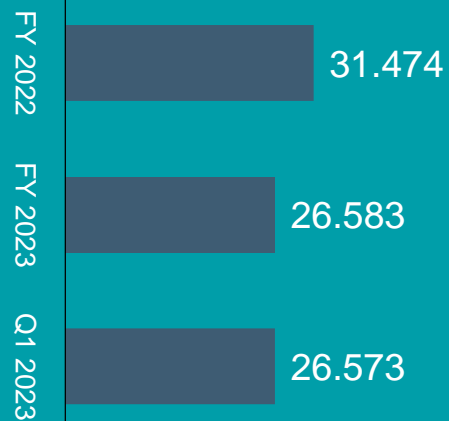


Q1 2024
3.524
↓ 17% yoy

2. Kinerja Operasi dan Keuangan

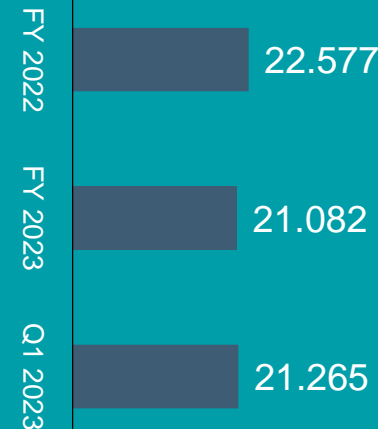
Kinerja Operasi (2/2)

Harga Jual Rata-Rata (USD per Metrik Ton)



Q1 2024
27.071
↑ 1,9% yoy

Cash Cost (USD/Ton)*



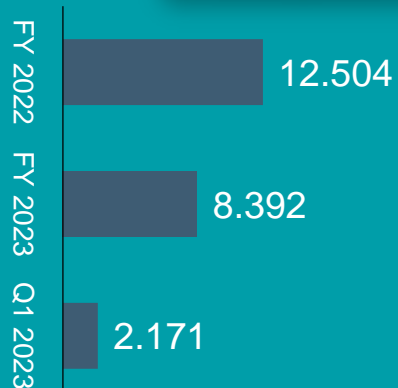
Q1 2024
17.250
↓ 18,9% yoy

* Cash Cost Logam Timah

2. Kinerja Operasi dan Keuangan

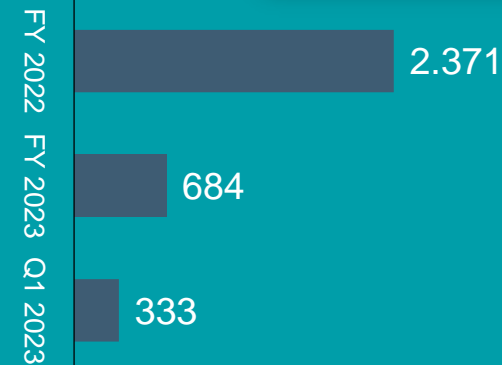
Kinerja Keuangan

Pendapatan (Miliar Rupiah)



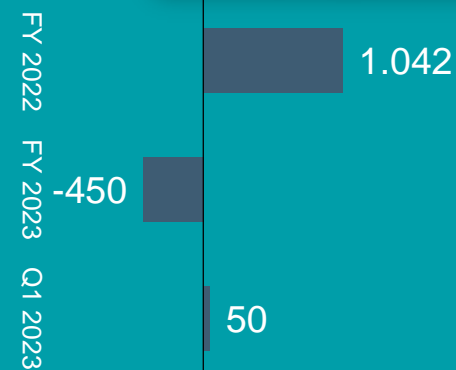
Q1 2024
2.057
↓ 5,3% yoy

EBITDA (Miliar Rupiah)



Q1 2024
335
↑ 0,6% yoy

Laba/(Rugi) Bersih (Miliar Rupiah)



Q1 2024
30
↓ 41,2% yoy

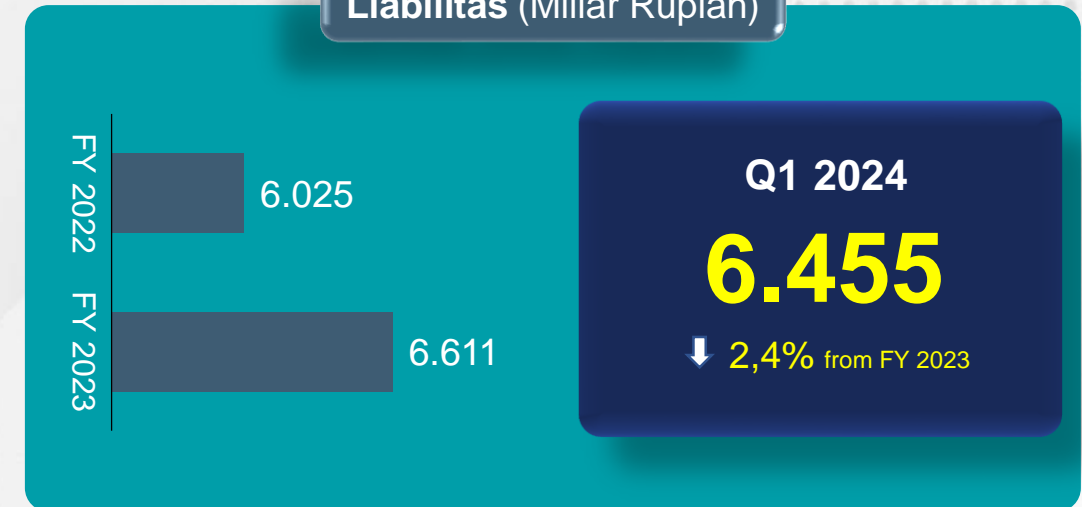
2. Kinerja Operasi dan Keuangan

Neraca

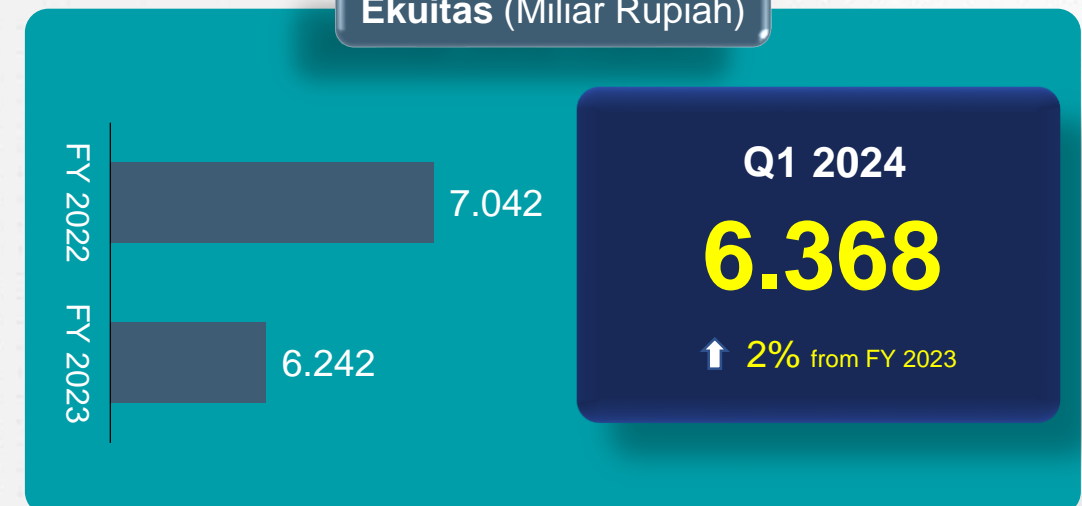
Aset (Miliar Rupiah)



Liabilitas (Miliar Rupiah)



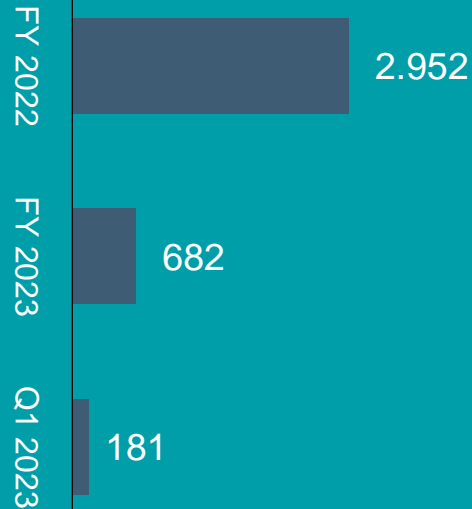
Ekuitas (Miliar Rupiah)



2. Kinerja Operasi dan Keuangan

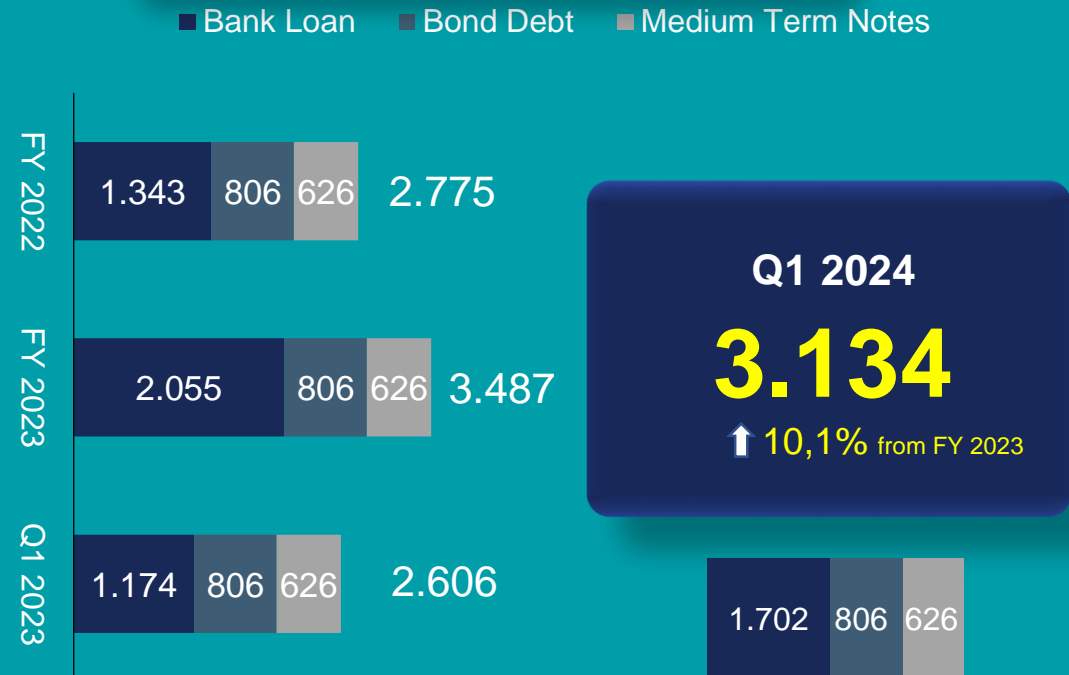
Arus Kas dari Aktivitas Operasi dan *Interest Bearing Debt*

Arus Kas dari Aktivitas Operasi (Miliar Rupiah)



Q1 2024
-261
 ↓ 244% yoy

Interest Bearing Debt * (Miliar Rupiah)



*) tidak termasuk Supplier Financing

3. Komitmen terhadap ESG

Environmental, Social and Governance (1/3)

Environmental



Reklamasi Darat dan Laut

- Realisasi reklamasi darat FY23 tercapai 75% dan reklamasi laut tercapai 86%.
- Realisasi reklamasi darat 1Q24 tercapai 2,48%.

Efisiensi Sumber Daya

- Emisi GRK: 37.399 Ton CO₂ (FY 2023) & 6.959 Ton CO₂ (Q1 2024);
- Limbah tidak berbahaya yang terjual: 53.890 Ton;
- Pengurangan & Pemanfaatan Limbah: 2.910 Ton;
- Konservasi air: 63.300 M³.

Konservasi Keanekaragaman Hayati

Konservasi biota darat di Bangka, Belitung & Kundur serta biota laut di Bangka & Kundur.

Inovasi Eko-Sosial

Polikultura terpadu di Kundur dan pertanian terpadu di Belitung & Bangka

Penilaian Lingkungan

- Roadmap Dekarbonisasi tahun 2030 : 12.523,46 tCO₂e;
- Penilaian Siklus Hidup : 3,8 tCO₂e/Mton.

3. Komitmen terhadap ESG

Environmental, Social and Governance (2/3)

Social

Manajemen Wanita

- 20% Direktur Perempuan dari total Direksi;
- 12% Karyawan Perempuan dari total BOD-1;
- Mengimplementasi program **Women in Tins** untuk terus meningkatkan peran Perempuan dalam pengelolaan Perusahaan;
- 24 Pegawai Disabilitas.

Program Investasi Komunitas

Perseroan telah menyalurkan Rp31,8 miliar di tahun 2023 dan Rp6 miliar di Q1-2024 untuk kegiatan CSR yang melibatkan lebih dari 55.431 orang (2023) dan 907 orang termasuk individu dan komunitas

Kesehatan dan keselamatan

Menerapkan aturan emas dalam operasi penambangan untuk mencapai *net zero fatality*



3. Komitmen terhadap ESG

Environmental, Social and Governance (3/3)



Governance

Anti Korupsi dan Pengendalian Gratifikasi

Komitmen tersebut diwujudkan dengan diperolehnya Sistem Manajemen Anti Penyuapan (SMAP) ISO 37001:2016.

Manajemen Risiko dalam Penerapan Keberlanjutan

Mengadakan program strategis untuk menjaga tujuan keberlanjutan di berbagai bidang seperti HSE, Tanggung Jawab Sosial, Keunggulan Operasional.

3. Komitmen terhadap ESG

Kontribusi Tanggung Jawab Sosial Perseroan

Data Realisasi Penyaluran TJSL 2020 – Q1 2024

Dalam Rp Juta

No.	Program	2020	2021	2022	2023	Plan FY2024	Real Q1 2024
1.	CSR	40.459	31.870	31.970	21.799	29.000	3.510
2.	Pendanaan Usaha Mikro & Kecil (PUMK)	19.121	22.438	1.180	10.000	10.000	2.500
Total Distribusi Dana CSR		59.580	54.308	33.150	31.799	39.000	6.010

Program Unggulan CSR

Program CSR

1. Tempat Pemancingan dan Taman Karang
2. Nanas Badau
3. Jaminan Sosial bagi Nelayan, Kelompok Rentan dan Disabilitas
4. Timah Mengajar, “Pemali Boarding School” dan Peningkatan Kompetensi Guru
5. Mitigasi Perubahan Iklim (Penanaman Mangrove)
6. Perbaikan infrastruktur dan sosial
7. Oto Sehat (Timah Sekawa) dan Program Kemunting (Kegiatan Menurunkan Stunting)
8. Peningkatan Kapasitas Masyarakat Adat “Orang Lom”
9. Literasi Guru
10. Program ERG tanggap bencana

Program PUMK

1. Penyaluran Pembiayaan UMK dengan BRI (Peraturan Kementerian BUMN)
2. Peningkatan Kompetensi dan Kapasitas UMK (pelatihan dan workshop)

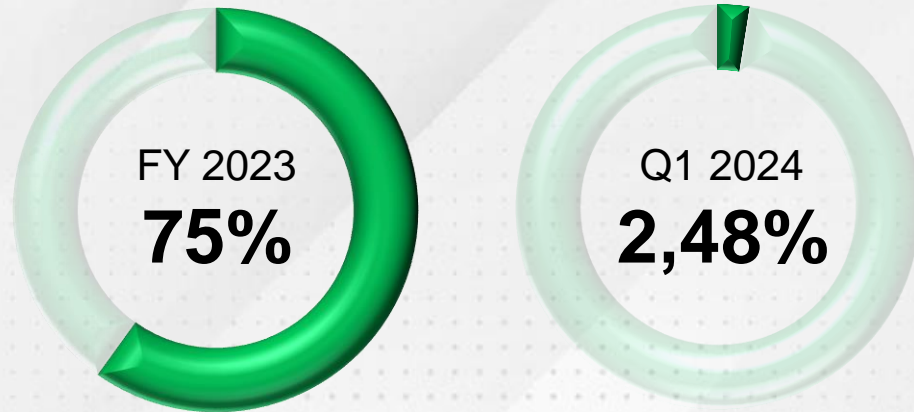
20%

Mitra Binaan Naik Kelas
Capaian 5 dari target 20

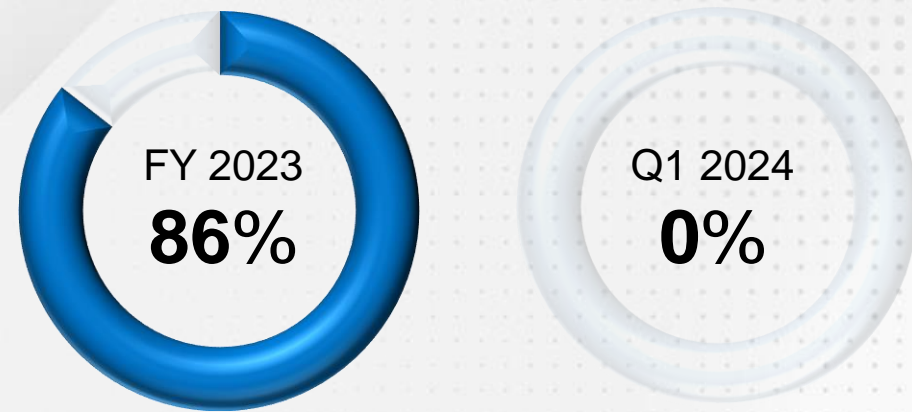
3. Komitmen terhadap ESG

Kontribusi Tanggung Jawab Pengelola Lingkungan Perseroan

Reklamasi Darat



Reklamasi Laut



No.	Wilayah IUP	Luas (Ha)			
		Plan FY 2023	Real FY 2023	Plan FY 2024	Real Q1 2024
1.	Bangka	135	135	135	-
2.	Bangka Barat	59	59,01	59	-
3.	Bangka Tengah	12	12,50	11,5	9,85
4.	Bangka Selatan	8,5	5,28	7	-
5.	Belitung	26,5	26,50	25	-
6.	Belitung Timur	68	6,00	68	-
7.	Lintas Kabupaten	91	55,18	90	-
Total		400	299,47	396,5	9,85

No.	Rincian	Plan FY23	Real FY23	Plan FY24	Real 1Q24
1.	Restocking Kepiting Bakau (ekor)	1.400	1.000	1.400	-
2.	Artificial Reef (unit)	1.920	1.920	400	-
3.	Penahan Abrasi (meter)	450	200	400	-
4.	Restocking Cumi/Sotong (ekor)	20.000	289	20.000	-
5.	Penanaman Mangrove (batang)	7.500	-	12.500	-

Relevansi Program TJSL dengan SDG's



3. Tingkat Pendapatan Riil atau Pekerjaan TPB 8, 14

1. Alat Tangkap Nelayan
2. Budidaya Ikan Air Tawar
3. Budidaya Ikan Kakap dan Siput Isap



6. Lingkungan

1. Penanaman Mangrove
2. Fishing Ground
3. Coral Garden TPB 12,13,14



5. Sosial dan Budaya

1. Pelestarian Adat (Masyarakat Adat Mapor)
2. Prasarana Keagamaan
3. Sembako TPB 1,2,8,11



4. Kemandirian Ekonomi

1. Program Garam
2. Nanas Badau
3. Budidaya Cabe TPB 8



7. Pembentukan kelembagaan komunitas masyarakat

1. Jaminan Sosial Nelayan & Kelompok Rentan (BPJS Ketenagakerjaan) TPB 1



TPB 3 2. Kesehatan

1. Mobil Sehat
2. Pengobatan Masyarakat
3. Sosialisasi Kesehatan Stunting (Kemunting) TPB 3



1. Pendidikan

1. Pemali Boarding School
2. Literasi Guru
3. Prasarana Sekolah TPB 4

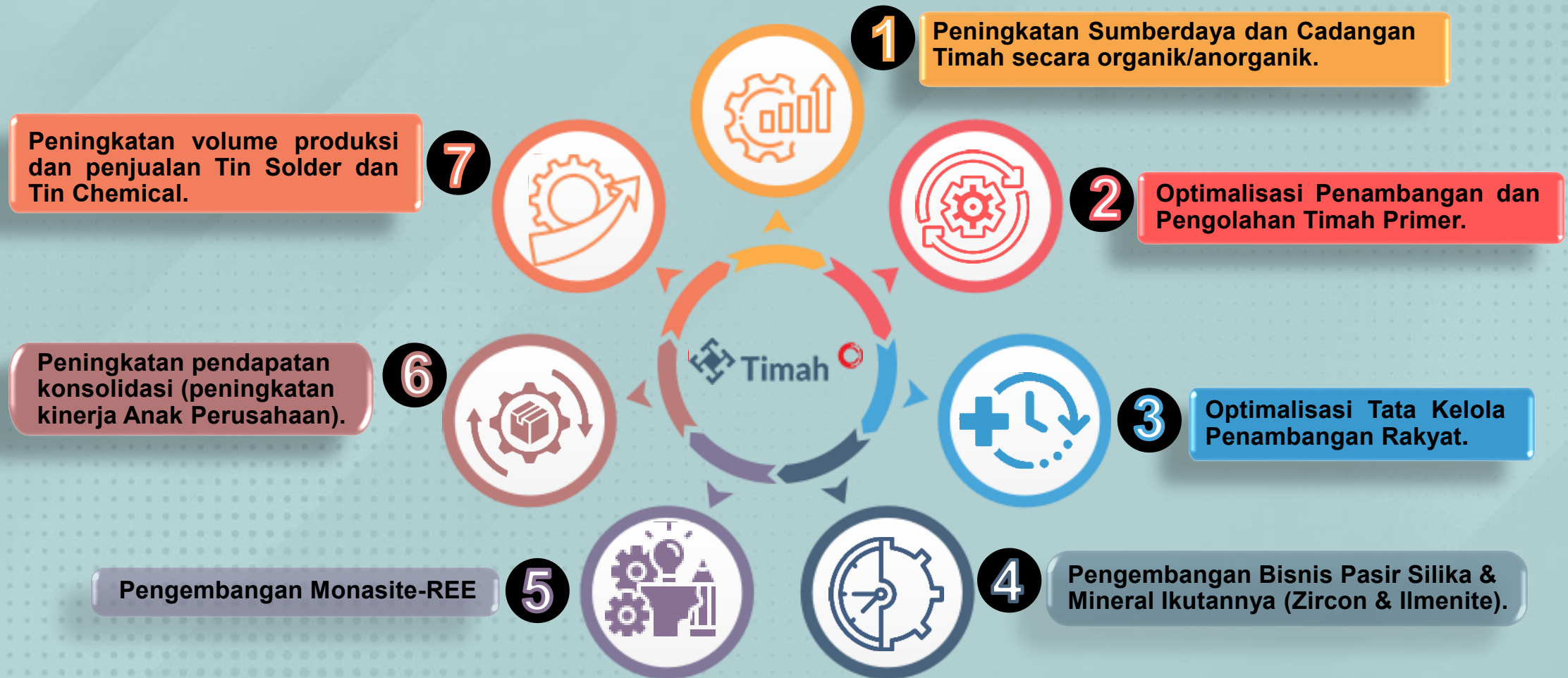


8. Pembangunan infrastruktur yang menunjang PPM

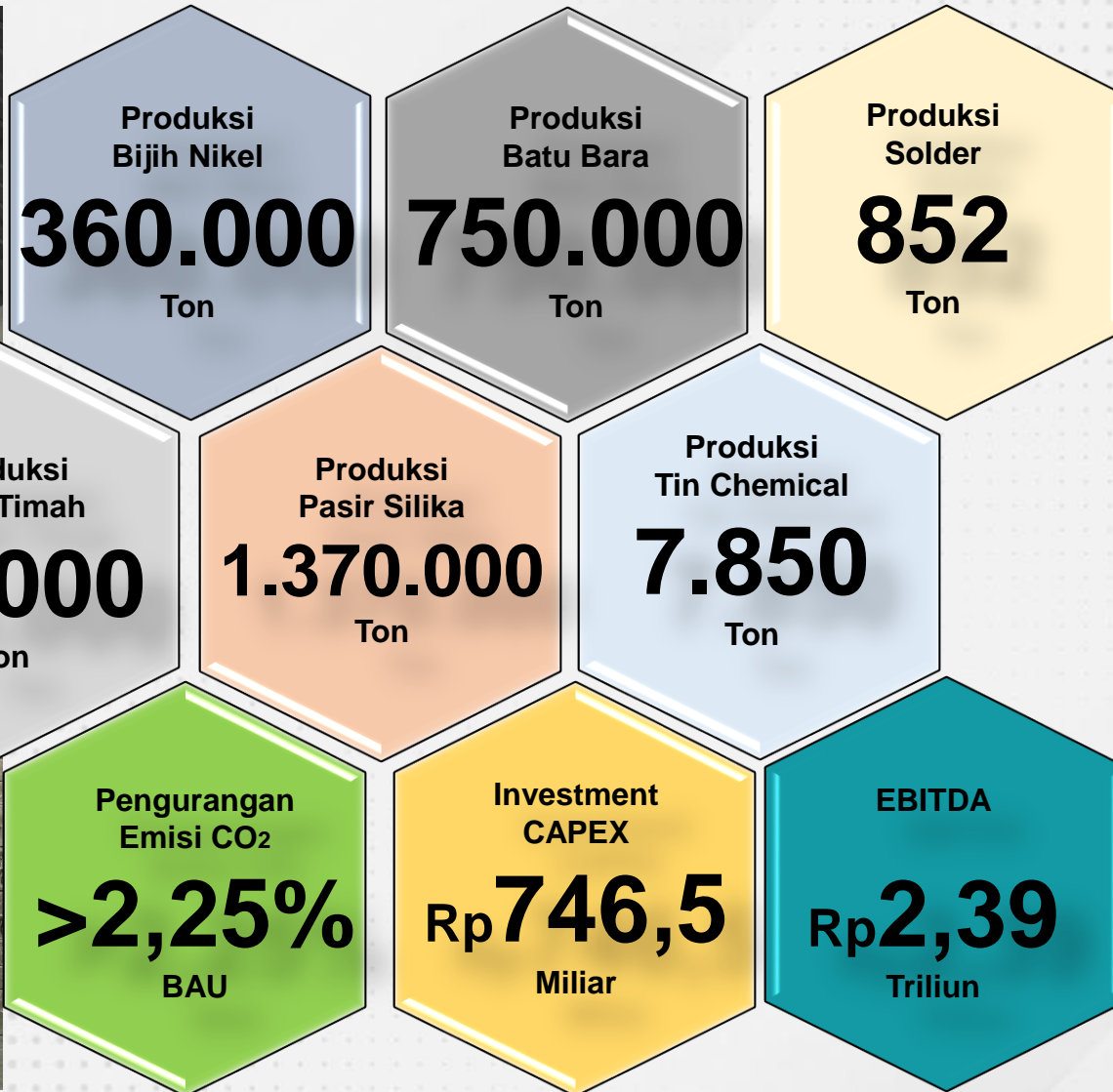
1. Pembangunan MCK TPB 6,9



4. Strategi Peningkatan Operasi dan Produksi



Target Perusahaan 2024



Penghargaan di Tahun 2023



Penghargaan Subroto

kategori Wajib Pajak dengan Tingkat Kepatuhan Pembayaran PNPB Tertinggi dari Kementerian ESDM



Penghargaan GMP

dengan sembilan penghargaan kategori Utama dan Pratama dari Kementerian ESDM



ASEAN Mineral Awards

1st Runner Up Best Practices in Sustainable Mineral Development



Penghargaan Anugerah DEN

kategori Komitmen dalam Pemanfaatan Energi Bersih dari Dewan Energi Nasional



Penghargaan Gold Rank

dalam Asia Sustainability Reporting Rating dari National Center for Sustainability Reporting

- PROPER EMAS dari Pemerintah Provinsi Kepulauan Riau
- Penghargaan Inovasi Keselamatan Pertambangan Perusahaan Komoditas Mineral dari Kementerian ESDM
- Digital Technology & Innovation Award 2023 sebagai Best Digital Transformation 2023 (MINING INDUSTRIES)
- BUMN Pengelolaan Kearsipan Berdasarkan Hasil Pengawasan Kearsipan tahun 2022 dan Kualifikasi Akreditasi. Unit Kearsipan terakreditasi untuk penyelenggaraan kearsipan dengan Kualifikasi AA 'Istimewa' dari Arsip Nasional Republik Indonesia (ANRI)

- Top 50 Middle Capitalization Public Listed Company (Mid Cap PCLS) dengan praktik tata kelola perusahaan terbaik dalam kategori CG Best Overall dari Indonesian Institute for Corporate Directorship (IICD)
- Top GRC Awards 2023 Bintang 4 dan The Most Committed GRC Leaders 2023 (Direktur Utama PT Timah Tbk, Ahmad Dani Virsal) dari Top Business
- Penghargaan atas Partisipasi, Kepedulian dan Konsistensi PT Timah Tbk dalam Melaksanakan Program TJSL dan CSR dari Pemerintah Kabupaten Belitung
- Best CSR Award 2023 dari The Economics

Terima Kasih

PT TIMAH Tbk

Kantor Pusat
Jl. Jenderal Sudirman 51
Pangkalpinang 33121, Indonesia

Kantor Perwakilan Jakarta
Jl. Medan Merdeka Timur No. 15
Jakarta Pusat 10110, Indonesia

T : +62 717 4258000 | E : investorrelation@pttimah.co.id

2024